



UNI·ONE

UNI·ONE

CABINETS

WHOLESALE ■ MANUFACTURER ■ DISTRIBUTOR



UNIONE CABINETRY LLC

WHOLESALE □ MANUFACTURER □ DISTRIBUTOR



□ In the beginning

UNI-ONE Cabinetry was established in 2015. We strived to build a state of the art facility to manufacture fine cabinetry. Our purpose is to develop high-quality products at affordable price.

WHOLESALE □ MANUFACTURER □ DISTRIBUTOR

□ Cabinetry

UNI-ONE Cabinetry specialized in full overlay solid wood frame cabinet¹ with many standard features as market demands. E.g. Soft-Closer doors and dovetail drawers with full extension, 6 ways adjustable hinges, matching exterior sides, clear coated natural veneer finish interior, plywood shelves and box.



□ Service & Support

We have a full staff of professionals who can assist you with design/technical³ information. If any issue arises, our professional team can expedite it so your job can be completed in a timely manner.



□ Location-Warehouse (38,000sf)

We are in McKeesport PA serving Pennsylvania, Ohio, West Virginia and Maryland.


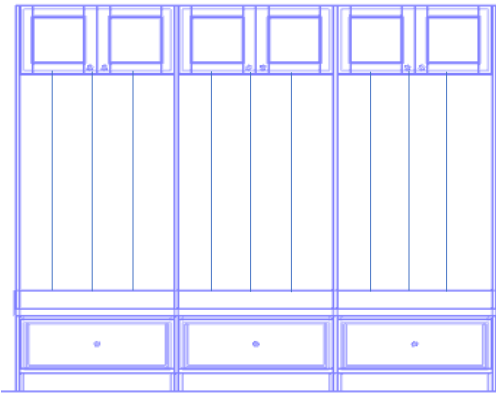


CEO
UNI-ONE Cabinetry PA


¹Specifications are subject to change without notice as we continue to improve our product(s). ²See limited warranty descriptions.
³We do not design kitchen.



2 Drawer Base in 24 and 30



Center Support for Drawer 24" & Up





UM Soft-Close Standard



Optional ROT'S





Door Style and Color



E22

White Shaker has been a very popular door style and color in recent years and continues so. Not all white color is equal. We have carefully selected a “warm white” for our White Shaker vs. a cool white. When use with the correct LED lighting, the “warm white”, will appear a smooth white. It just looks beautiful.



E41

Grey Shaker follows White shaker in popularity. Our medium grey color is just the right blend for the contemporary look that customer demands today.



E35

Grey Maple is a transitional door style for customer wants a contemporary look with a bit traditional flare. It has a square raised center panel.



E—

Coming soon

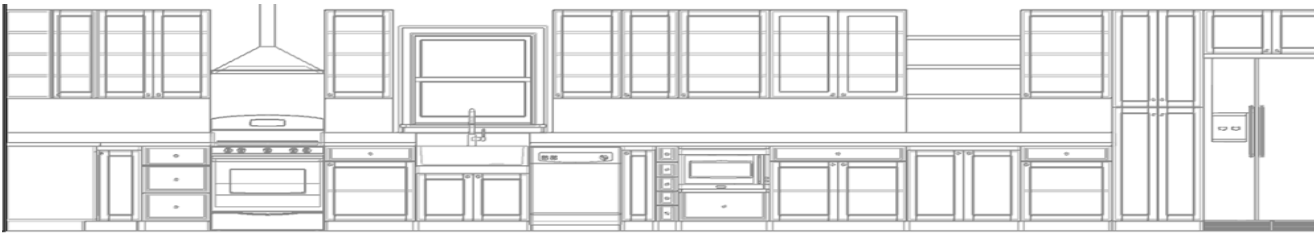
Linen Pearl Glazed is a traditional door with a clean look. It provides the traditional feel without heavy lines.




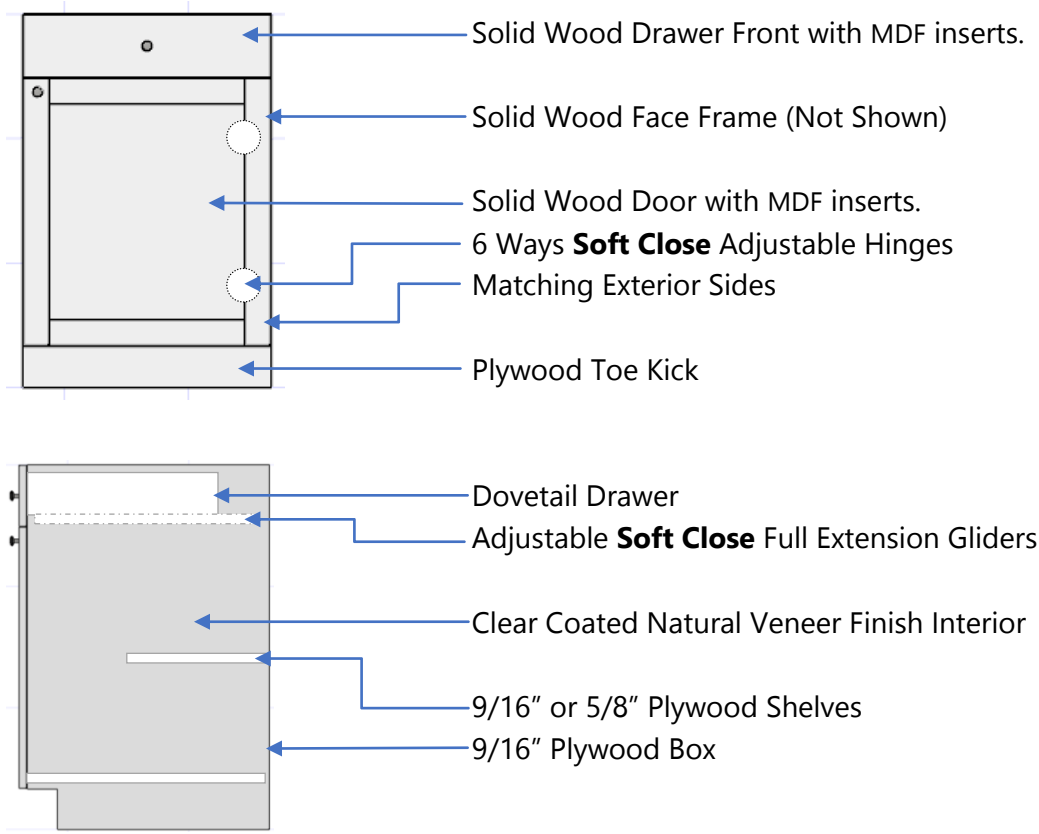
E—

Coming soon

*Please see actual sample door before ordering.



Graphic Illustration-Full Overlay Face Frame Cabinet Standard Features



5

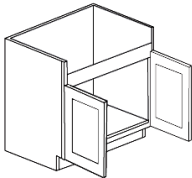
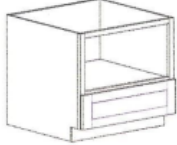
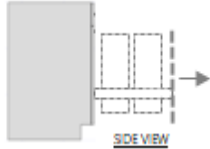
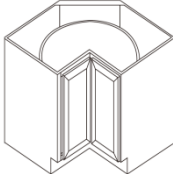
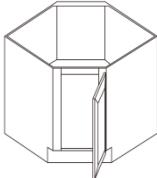
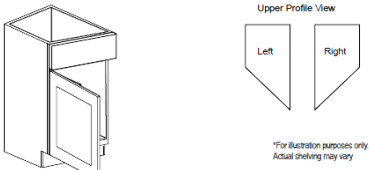
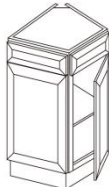
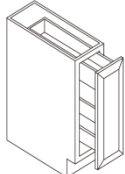
YEARS LIMITED WARRANTY

Our long-term customer relationship is very important to us. To insure confidence in our product(s), UNIONE Cabinetry LLC offer a five (5) years limited warranty that covers any manufacture defects. We will replace or repair any manufacturer defects within a specified period. All defects items must return to the distributor for evaluation. UNIONE Cabinetry does not cover any related cost. Items damaged by customer will not be cover. Non-transferable.

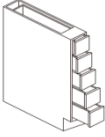

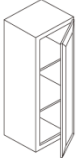

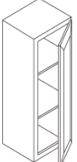
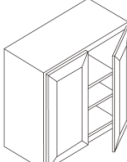

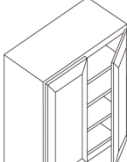

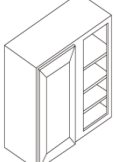


| BASE CABINETS | | | | | | | | | | | | | | | | | | | | | | | | | | | | | | | | | | | | | | | | | | | |
|------------------------------|--|--------------------------------------|--|-----------|-------|--------|--------|--------|----|----|------|--------|----|----|------|--------|----|----|------|--------|----|----|------|--------|----|----|------|--------|------|----|------|--------|----|----|------|--------|------|--|------|--------|----|----|------|
| BASE CABINET | | 1-DRAWER 1-DOOR 1-ADJ. SHELF | <table border="1"> <thead> <tr> <th>ITEM NAME</th> <th>WIDTH</th> <th>DEPTH</th> <th>HEIGHT</th> </tr> </thead> <tbody> <tr> <td>B09</td> <td>9</td> <td>24</td> <td>34 ½</td> </tr> <tr> <td>B12</td> <td>12</td> <td>24</td> <td>34 ½</td> </tr> <tr> <td>B15</td> <td>15</td> <td>24</td> <td>34 ½</td> </tr> <tr> <td>B18</td> <td>18</td> <td>24</td> <td>34 ½</td> </tr> <tr> <td>B21</td> <td>21</td> <td>24</td> <td>34 ½</td> </tr> </tbody> </table> | ITEM NAME | WIDTH | DEPTH | HEIGHT | B09 | 9 | 24 | 34 ½ | B12 | 12 | 24 | 34 ½ | B15 | 15 | 24 | 34 ½ | B18 | 18 | 24 | 34 ½ | B21 | 21 | 24 | 34 ½ | | | | | | | | | | | | | | | | |
| | | | ITEM NAME | WIDTH | DEPTH | HEIGHT | | | | | | | | | | | | | | | | | | | | | | | | | | | | | | | | | | | | | |
| | | | B09 | 9 | 24 | 34 ½ | | | | | | | | | | | | | | | | | | | | | | | | | | | | | | | | | | | | | |
| | | | B12 | 12 | 24 | 34 ½ | | | | | | | | | | | | | | | | | | | | | | | | | | | | | | | | | | | | | |
| | | | B15 | 15 | 24 | 34 ½ | | | | | | | | | | | | | | | | | | | | | | | | | | | | | | | | | | | | | |
| B18 | 18 | 24 | 34 ½ | | | | | | | | | | | | | | | | | | | | | | | | | | | | | | | | | | | | | | | | |
| B21 | 21 | 24 | 34 ½ | | | | | | | | | | | | | | | | | | | | | | | | | | | | | | | | | | | | | | | | |
| BASE CABINET | | 1-DRAWER 2-DOOR 1-ADJ. SHELF | <table border="1"> <thead> <tr> <th>ITEM NAME</th> <th>WIDTH</th> <th>DEPTH</th> <th>HEIGHT</th> </tr> </thead> <tbody> <tr> <td>B24</td> <td>24</td> <td>24</td> <td>34 ½</td> </tr> <tr> <td>B27</td> <td>27</td> <td>24</td> <td>34 ½</td> </tr> <tr> <td>B30</td> <td>30</td> <td>24</td> <td>34 ½</td> </tr> <tr> <td>B33</td> <td>33</td> <td>24</td> <td>34 ½</td> </tr> <tr> <td>B36</td> <td>36</td> <td>24</td> <td>34 ½</td> </tr> </tbody> </table> | ITEM NAME | WIDTH | DEPTH | HEIGHT | B24 | 24 | 24 | 34 ½ | B27 | 27 | 24 | 34 ½ | B30 | 30 | 24 | 34 ½ | B33 | 33 | 24 | 34 ½ | B36 | 36 | 24 | 34 ½ | | | | | | | | | | | | | | | | |
| | | | ITEM NAME | WIDTH | DEPTH | HEIGHT | | | | | | | | | | | | | | | | | | | | | | | | | | | | | | | | | | | | | |
| | | | B24 | 24 | 24 | 34 ½ | | | | | | | | | | | | | | | | | | | | | | | | | | | | | | | | | | | | | |
| | | | B27 | 27 | 24 | 34 ½ | | | | | | | | | | | | | | | | | | | | | | | | | | | | | | | | | | | | | |
| | | | B30 | 30 | 24 | 34 ½ | | | | | | | | | | | | | | | | | | | | | | | | | | | | | | | | | | | | | |
| B33 | 33 | 24 | 34 ½ | | | | | | | | | | | | | | | | | | | | | | | | | | | | | | | | | | | | | | | | |
| B36 | 36 | 24 | 34 ½ | | | | | | | | | | | | | | | | | | | | | | | | | | | | | | | | | | | | | | | | |
| 3 DRAWER BASE CABINET | | 3-DRAWER | <table border="1"> <thead> <tr> <th>ITEM NAME</th> <th>WIDTH</th> <th>DEPTH</th> <th>HEIGHT</th> </tr> </thead> <tbody> <tr> <td>DB3-12</td> <td>12</td> <td>24</td> <td>34 ½</td> </tr> <tr> <td>DB3-15</td> <td>15</td> <td>24</td> <td>34 ½</td> </tr> <tr> <td>DB3-18</td> <td>18</td> <td>24</td> <td>34 ½</td> </tr> <tr> <td>DB3-21</td> <td>21</td> <td>24</td> <td>34 ½</td> </tr> <tr> <td>DB3-24</td> <td>24</td> <td>24</td> <td>34 ½</td> </tr> <tr> <td>DB27-3</td> <td>N.A.</td> <td></td> <td>34 ½</td> </tr> <tr> <td>DB3-30</td> <td>30</td> <td>24</td> <td>34 ½</td> </tr> <tr> <td>DB33-3</td> <td>N.A.</td> <td></td> <td>34 ½</td> </tr> <tr> <td>DB3-36</td> <td>36</td> <td>24</td> <td>34 ½</td> </tr> </tbody> </table> | ITEM NAME | WIDTH | DEPTH | HEIGHT | DB3-12 | 12 | 24 | 34 ½ | DB3-15 | 15 | 24 | 34 ½ | DB3-18 | 18 | 24 | 34 ½ | DB3-21 | 21 | 24 | 34 ½ | DB3-24 | 24 | 24 | 34 ½ | DB27-3 | N.A. | | 34 ½ | DB3-30 | 30 | 24 | 34 ½ | DB33-3 | N.A. | | 34 ½ | DB3-36 | 36 | 24 | 34 ½ |
| | | | ITEM NAME | WIDTH | DEPTH | HEIGHT | | | | | | | | | | | | | | | | | | | | | | | | | | | | | | | | | | | | | |
| | | | DB3-12 | 12 | 24 | 34 ½ | | | | | | | | | | | | | | | | | | | | | | | | | | | | | | | | | | | | | |
| | | | DB3-15 | 15 | 24 | 34 ½ | | | | | | | | | | | | | | | | | | | | | | | | | | | | | | | | | | | | | |
| | | | DB3-18 | 18 | 24 | 34 ½ | | | | | | | | | | | | | | | | | | | | | | | | | | | | | | | | | | | | | |
| | | | DB3-21 | 21 | 24 | 34 ½ | | | | | | | | | | | | | | | | | | | | | | | | | | | | | | | | | | | | | |
| | | | DB3-24 | 24 | 24 | 34 ½ | | | | | | | | | | | | | | | | | | | | | | | | | | | | | | | | | | | | | |
| | | | DB27-3 | N.A. | | 34 ½ | | | | | | | | | | | | | | | | | | | | | | | | | | | | | | | | | | | | | |
| | | | DB3-30 | 30 | 24 | 34 ½ | | | | | | | | | | | | | | | | | | | | | | | | | | | | | | | | | | | | | |
| DB33-3 | N.A. | | 34 ½ | | | | | | | | | | | | | | | | | | | | | | | | | | | | | | | | | | | | | | | | |
| DB3-36 | 36 | 24 | 34 ½ | | | | | | | | | | | | | | | | | | | | | | | | | | | | | | | | | | | | | | | | |
| 2 DRAWER BASE CABINET | | 2-DRAWER | <table border="1"> <thead> <tr> <th>ITEM NAME</th> <th>WIDTH</th> <th>DEPTH</th> <th>HEIGHT</th> </tr> </thead> <tbody> <tr> <td>DB2-24</td> <td>24</td> <td>24</td> <td>34 ½</td> </tr> <tr> <td>DB2-30</td> <td>30</td> <td>24</td> <td>34 ½</td> </tr> </tbody> </table> | ITEM NAME | WIDTH | DEPTH | HEIGHT | DB2-24 | 24 | 24 | 34 ½ | DB2-30 | 30 | 24 | 34 ½ | | | | | | | | | | | | | | | | | | | | | | | | | | | | |
| | | | ITEM NAME | WIDTH | DEPTH | HEIGHT | | | | | | | | | | | | | | | | | | | | | | | | | | | | | | | | | | | | | |
| DB2-24 | 24 | 24 | 34 ½ | | | | | | | | | | | | | | | | | | | | | | | | | | | | | | | | | | | | | | | | |
| DB2-30 | 30 | 24 | 34 ½ | | | | | | | | | | | | | | | | | | | | | | | | | | | | | | | | | | | | | | | | |
| BLIND BASE CABINET | | 1-DRAWER 1-DOOR 1-ADJ. SHELF | <table border="1"> <thead> <tr> <th>ITEM NAME</th> <th>WIDTH</th> <th>DEPTH</th> <th>HEIGHT</th> </tr> </thead> <tbody> <tr> <td>BBC39</td> <td>39</td> <td>24</td> <td>34 ½</td> </tr> <tr> <td>BBC42</td> <td>42</td> <td>24</td> <td>34 ½</td> </tr> </tbody> </table> <p>Note: Allow 3" Away From The Corner Of The Wall. e.g. BBC42+3=45" Required.</p> | ITEM NAME | WIDTH | DEPTH | HEIGHT | BBC39 | 39 | 24 | 34 ½ | BBC42 | 42 | 24 | 34 ½ | | | | | | | | | | | | | | | | | | | | | | | | | | | | |
| | | | ITEM NAME | WIDTH | DEPTH | HEIGHT | | | | | | | | | | | | | | | | | | | | | | | | | | | | | | | | | | | | | |
| BBC39 | 39 | 24 | 34 ½ | | | | | | | | | | | | | | | | | | | | | | | | | | | | | | | | | | | | | | | | |
| BBC42 | 42 | 24 | 34 ½ | | | | | | | | | | | | | | | | | | | | | | | | | | | | | | | | | | | | | | | | |
| SINK BASE CABINET | | 1-DUMMY DRAWER 2-DOOR NO SHELF | <table border="1"> <thead> <tr> <th>ITEM NAME</th> <th>WIDTH</th> <th>DEPTH</th> <th>HEIGHT</th> </tr> </thead> <tbody> <tr> <td>SB24</td> <td>24</td> <td>24</td> <td>34 ½</td> </tr> <tr> <td>SB27</td> <td>27</td> <td>24</td> <td>34 ½</td> </tr> <tr> <td>SB30</td> <td>30</td> <td>24</td> <td>34 ½</td> </tr> <tr> <td>SB33</td> <td>33</td> <td>24</td> <td>34 ½</td> </tr> <tr> <td>SB36</td> <td>36</td> <td>24</td> <td>34 ½</td> </tr> <tr> <td>SB42</td> <td>42</td> <td>24</td> <td>34 ½</td> </tr> </tbody> </table> | ITEM NAME | WIDTH | DEPTH | HEIGHT | SB24 | 24 | 24 | 34 ½ | SB27 | 27 | 24 | 34 ½ | SB30 | 30 | 24 | 34 ½ | SB33 | 33 | 24 | 34 ½ | SB36 | 36 | 24 | 34 ½ | SB42 | 42 | 24 | 34 ½ | | | | | | | | | | | | |
| | | | ITEM NAME | WIDTH | DEPTH | HEIGHT | | | | | | | | | | | | | | | | | | | | | | | | | | | | | | | | | | | | | |
| | | | SB24 | 24 | 24 | 34 ½ | | | | | | | | | | | | | | | | | | | | | | | | | | | | | | | | | | | | | |
| | | | SB27 | 27 | 24 | 34 ½ | | | | | | | | | | | | | | | | | | | | | | | | | | | | | | | | | | | | | |
| | | | SB30 | 30 | 24 | 34 ½ | | | | | | | | | | | | | | | | | | | | | | | | | | | | | | | | | | | | | |
| | | | SB33 | 33 | 24 | 34 ½ | | | | | | | | | | | | | | | | | | | | | | | | | | | | | | | | | | | | | |
| SB36 | 36 | 24 | 34 ½ | | | | | | | | | | | | | | | | | | | | | | | | | | | | | | | | | | | | | | | | |
| SB42 | 42 | 24 | 34 ½ | | | | | | | | | | | | | | | | | | | | | | | | | | | | | | | | | | | | | | | | |
| | *For illustration purposes only. Actual shelving, sizes features may vary. | | | | | | | | | | | | | | | | | | | | | | | | | | | | | | | | | | | | | | | | | | |

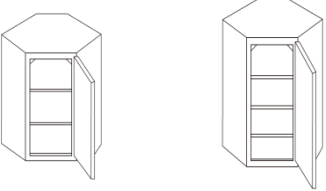
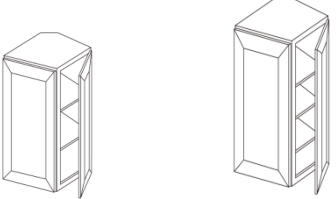
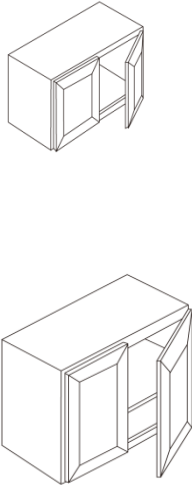
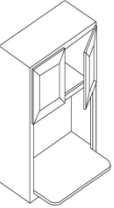
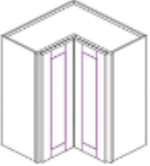


| FARM SINK BASE |  <p>COMING SOON</p> | 2-DOOR NO SHELF <i>COMING SOON</i> | <table border="1"> <thead> <tr> <th>ITEM NAME</th> <th>WIDTH</th> <th>DEPTH</th> <th>HEIGHT</th> </tr> </thead> <tbody> <tr> <td>FSB30</td> <td>30</td> <td>24</td> <td>34 ½</td> </tr> <tr> <td>FSB33</td> <td>33</td> <td>24</td> <td>34 ½</td> </tr> <tr> <td>FSB36</td> <td>36</td> <td>24</td> <td>34 ½</td> </tr> </tbody> </table> | ITEM NAME | WIDTH | DEPTH | HEIGHT | FSB30 | 30 | 24 | 34 ½ | FSB33 | 33 | 24 | 34 ½ | FSB36 | 36 | 24 | 34 ½ |
|--------------------------------|--|---|---|-----------|-------|-------|--------|----------|----|----|------|--------|------|----|------|-------|----|----|------|
| ITEM NAME | WIDTH | DEPTH | HEIGHT | | | | | | | | | | | | | | | | |
| FSB30 | 30 | 24 | 34 ½ | | | | | | | | | | | | | | | | |
| FSB33 | 33 | 24 | 34 ½ | | | | | | | | | | | | | | | | |
| FSB36 | 36 | 24 | 34 ½ | | | | | | | | | | | | | | | | |
| MICROWAVE BASE |  <p>COMING SOON</p> | OPEN TOP 1-BOTTOM DRAWER | <table border="1"> <thead> <tr> <th>ITEM NAME</th> <th>WIDTH</th> <th>DEPTH</th> <th>HEIGHT</th> </tr> </thead> <tbody> <tr> <td>BMW30</td> <td>30</td> <td>24</td> <td>34 ½</td> </tr> </tbody> </table> | ITEM NAME | WIDTH | DEPTH | HEIGHT | BMW30 | 30 | 24 | 34 ½ | | | | | | | | |
| ITEM NAME | WIDTH | DEPTH | HEIGHT | | | | | | | | | | | | | | | | |
| BMW30 | 30 | 24 | 34 ½ | | | | | | | | | | | | | | | | |
| WASTE BINS DOUBLE CANS |  <p>SIDE VIEW</p> | 1-DRAWER 1-DOOR 2-WASTE BINS SOFT CLOSE | <table border="1"> <thead> <tr> <th>ITEM NAME</th> <th>WIDTH</th> <th>DEPTH</th> <th>HEIGHT</th> </tr> </thead> <tbody> <tr> <td>BWBK18-2</td> <td>18</td> <td>24</td> <td>34 ½</td> </tr> </tbody> </table> | ITEM NAME | WIDTH | DEPTH | HEIGHT | BWBK18-2 | 18 | 24 | 34 ½ | | | | | | | | |
| ITEM NAME | WIDTH | DEPTH | HEIGHT | | | | | | | | | | | | | | | | |
| BWBK18-2 | 18 | 24 | 34 ½ | | | | | | | | | | | | | | | | |
| BASE LAZY SUSAN CABINET |  | 1-BI FOLD DOOR 2-LAZY SUSAN | <table border="1"> <thead> <tr> <th>ITEM NAME</th> <th>WIDTH</th> <th>DEPTH</th> <th>HEIGHT</th> </tr> </thead> <tbody> <tr> <td>BLS33</td> <td>33</td> <td>24</td> <td>34 ½</td> </tr> <tr> <td>BLS36</td> <td>36</td> <td>24</td> <td>34 ½</td> </tr> </tbody> </table> | ITEM NAME | WIDTH | DEPTH | HEIGHT | BLS33 | 33 | 24 | 34 ½ | BLS36 | 36 | 24 | 34 ½ | | | | |
| ITEM NAME | WIDTH | DEPTH | HEIGHT | | | | | | | | | | | | | | | | |
| BLS33 | 33 | 24 | 34 ½ | | | | | | | | | | | | | | | | |
| BLS36 | 36 | 24 | 34 ½ | | | | | | | | | | | | | | | | |
| BASE DIAGONAL CORNER |  | 1-BI FOLD DOOR 2-LAZY SUSAN 1-ADJ. SHELF | <table border="1"> <thead> <tr> <th>ITEM NAME</th> <th>WIDTH</th> <th>DEPTH</th> <th>HEIGHT</th> </tr> </thead> <tbody> <tr> <td>BDC36</td> <td>36</td> <td>24</td> <td>34 ½</td> </tr> <tr> <td>BDC39</td> <td>N.A.</td> <td></td> <td>34 ½</td> </tr> </tbody> </table> | ITEM NAME | WIDTH | DEPTH | HEIGHT | BDC36 | 36 | 24 | 34 ½ | BDC39 | N.A. | | 34 ½ | | | | |
| ITEM NAME | WIDTH | DEPTH | HEIGHT | | | | | | | | | | | | | | | | |
| BDC36 | 36 | 24 | 34 ½ | | | | | | | | | | | | | | | | |
| BDC39 | N.A. | | 34 ½ | | | | | | | | | | | | | | | | |
| BASE END ANGLE |  <p>Upper Profile View Left Right <small>*For illustration purposes only. Actual shelving may vary.</small></p> | 1-DUMMY DRAWER 1-DOOR 1-ADJ. SHELF | <table border="1"> <thead> <tr> <th>ITEM NAME</th> <th>WIDTH</th> <th>DEPTH</th> <th>HEIGHT</th> </tr> </thead> <tbody> <tr> <td>BEA12L</td> <td>12</td> <td>24</td> <td>34 ½</td> </tr> <tr> <td>BEA12R</td> <td>12</td> <td>24</td> <td>34 ½</td> </tr> </tbody> </table> | ITEM NAME | WIDTH | DEPTH | HEIGHT | BEA12L | 12 | 24 | 34 ½ | BEA12R | 12 | 24 | 34 ½ | | | | |
| ITEM NAME | WIDTH | DEPTH | HEIGHT | | | | | | | | | | | | | | | | |
| BEA12L | 12 | 24 | 34 ½ | | | | | | | | | | | | | | | | |
| BEA12R | 12 | 24 | 34 ½ | | | | | | | | | | | | | | | | |
| BASE END CORNER |  | 2-DUMMY DRAWER 2-DOOR 1-ADJ. SHELF | <table border="1"> <thead> <tr> <th>ITEM NAME</th> <th>WIDTH</th> <th>DEPTH</th> <th>HEIGHT</th> </tr> </thead> <tbody> <tr> <td>BEC24</td> <td>24</td> <td>24</td> <td>34 ½</td> </tr> </tbody> </table> | ITEM NAME | WIDTH | DEPTH | HEIGHT | BEC24 | 24 | 24 | 34 ½ | | | | | | | | |
| ITEM NAME | WIDTH | DEPTH | HEIGHT | | | | | | | | | | | | | | | | |
| BEC24 | 24 | 24 | 34 ½ | | | | | | | | | | | | | | | | |
| BASE SPICE RACK |  | NO DRAWER 1-DOOR | <table border="1"> <thead> <tr> <th>ITEM NAME</th> <th>WIDTH</th> <th>DEPTH</th> <th>HEIGHT</th> </tr> </thead> <tbody> <tr> <td>BSR09</td> <td>9</td> <td>24</td> <td>34 ½</td> </tr> <tr> <td>BSR12</td> <td>12</td> <td>24</td> <td>34 ½</td> </tr> </tbody> </table> | ITEM NAME | WIDTH | DEPTH | HEIGHT | BSR09 | 9 | 24 | 34 ½ | BSR12 | 12 | 24 | 34 ½ | | | | |
| ITEM NAME | WIDTH | DEPTH | HEIGHT | | | | | | | | | | | | | | | | |
| BSR09 | 9 | 24 | 34 ½ | | | | | | | | | | | | | | | | |
| BSR12 | 12 | 24 | 34 ½ | | | | | | | | | | | | | | | | |
| | *For illustration purposes only. Actual shelving, sizes features may vary. | | | | | | | | | | | | | | | | | | |

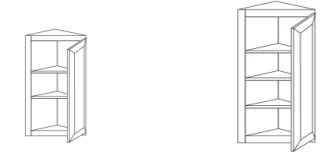

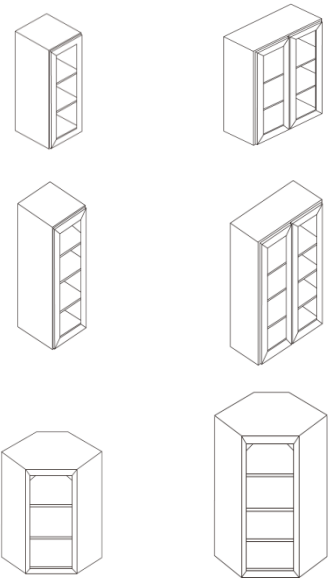
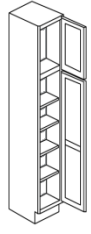
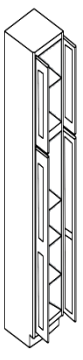


| 5 DRAWERS BASE |  BSDC06  BWR06 | 5-DRAWERS | <table border="1"> <thead> <tr> <th>ITEM NAME</th> <th>WIDTH</th> <th>DEPTH</th> <th>HEIGHT</th> </tr> </thead> <tbody> <tr> <td>BSDC06</td> <td>6</td> <td>24</td> <td>34 ½</td> </tr> <tr> <td>BWR06*</td> <td>6</td> <td>24</td> <td>34 ½</td> </tr> </tbody> </table> *WITHOUT DRAWERS | ITEM NAME | WIDTH | DEPTH | HEIGHT | BSDC06 | 6 | 24 | 34 ½ | BWR06* | 6 | 24 | 34 ½ | | | | | | | | | | | | | | | | |
|---------------------------|--|--|---|-----------|-------|-------|--------|---------|----|----|------|---------|----|----|------|---------|----|----|----|---------|----|----|----|---------|----|----|----|---------|----|----|----|
| ITEM NAME | WIDTH | DEPTH | HEIGHT | | | | | | | | | | | | | | | | | | | | | | | | | | | | |
| BSDC06 | 6 | 24 | 34 ½ | | | | | | | | | | | | | | | | | | | | | | | | | | | | |
| BWR06* | 6 | 24 | 34 ½ | | | | | | | | | | | | | | | | | | | | | | | | | | | | |
| WALL CABINETS | | | | | | | | | | | | | | | | | | | | | | | | | | | | | | | |
| WALL CABINET |  | 1-DOOR 2-ADJ. SHELF | <table border="1"> <thead> <tr> <th>ITEM NAME</th> <th>WIDTH</th> <th>DEPTH</th> <th>HEIGHT</th> </tr> </thead> <tbody> <tr> <td>W0930</td> <td>09</td> <td>12</td> <td>30</td> </tr> <tr> <td>W1230</td> <td>12</td> <td>12</td> <td>30</td> </tr> <tr> <td>W1530</td> <td>15</td> <td>12</td> <td>30</td> </tr> <tr> <td>W1830</td> <td>18</td> <td>12</td> <td>30</td> </tr> <tr> <td>W2130</td> <td>21</td> <td>12</td> <td>30</td> </tr> </tbody> </table> | ITEM NAME | WIDTH | DEPTH | HEIGHT | W0930 | 09 | 12 | 30 | W1230 | 12 | 12 | 30 | W1530 | 15 | 12 | 30 | W1830 | 18 | 12 | 30 | W2130 | 21 | 12 | 30 | | | | |
| ITEM NAME | WIDTH | DEPTH | HEIGHT | | | | | | | | | | | | | | | | | | | | | | | | | | | | |
| W0930 | 09 | 12 | 30 | | | | | | | | | | | | | | | | | | | | | | | | | | | | |
| W1230 | 12 | 12 | 30 | | | | | | | | | | | | | | | | | | | | | | | | | | | | |
| W1530 | 15 | 12 | 30 | | | | | | | | | | | | | | | | | | | | | | | | | | | | |
| W1830 | 18 | 12 | 30 | | | | | | | | | | | | | | | | | | | | | | | | | | | | |
| W2130 | 21 | 12 | 30 | | | | | | | | | | | | | | | | | | | | | | | | | | | | |
| WALL CABINET |  | 2-DOOR 2-ADJ. SHELF | <table border="1"> <thead> <tr> <th>ITEM NAME</th> <th>WIDTH</th> <th>DEPTH</th> <th>HEIGHT</th> </tr> </thead> <tbody> <tr> <td>W2430</td> <td>24</td> <td>12</td> <td>30</td> </tr> <tr> <td>W2730</td> <td>27</td> <td>12</td> <td>30</td> </tr> <tr> <td>W3030</td> <td>30</td> <td>12</td> <td>30</td> </tr> <tr> <td>W3330</td> <td>33</td> <td>12</td> <td>30</td> </tr> <tr> <td>W3630</td> <td>36</td> <td>12</td> <td>30</td> </tr> </tbody> </table> | ITEM NAME | WIDTH | DEPTH | HEIGHT | W2430 | 24 | 12 | 30 | W2730 | 27 | 12 | 30 | W3030 | 30 | 12 | 30 | W3330 | 33 | 12 | 30 | W3630 | 36 | 12 | 30 | | | | |
| ITEM NAME | WIDTH | DEPTH | HEIGHT | | | | | | | | | | | | | | | | | | | | | | | | | | | | |
| W2430 | 24 | 12 | 30 | | | | | | | | | | | | | | | | | | | | | | | | | | | | |
| W2730 | 27 | 12 | 30 | | | | | | | | | | | | | | | | | | | | | | | | | | | | |
| W3030 | 30 | 12 | 30 | | | | | | | | | | | | | | | | | | | | | | | | | | | | |
| W3330 | 33 | 12 | 30 | | | | | | | | | | | | | | | | | | | | | | | | | | | | |
| W3630 | 36 | 12 | 30 | | | | | | | | | | | | | | | | | | | | | | | | | | | | |
| WALL CABINET |  | 1-DOOR 2-ADJ. SHELF | <table border="1"> <thead> <tr> <th>ITEM NAME</th> <th>WIDTH</th> <th>DEPTH</th> <th>HEIGHT</th> </tr> </thead> <tbody> <tr> <td>W0936</td> <td>09</td> <td>12</td> <td>36</td> </tr> <tr> <td>W1236</td> <td>12</td> <td>12</td> <td>36</td> </tr> <tr> <td>W1536</td> <td>15</td> <td>12</td> <td>36</td> </tr> <tr> <td>W1836</td> <td>18</td> <td>12</td> <td>36</td> </tr> <tr> <td>W2136</td> <td>21</td> <td>12</td> <td>36</td> </tr> </tbody> </table> | ITEM NAME | WIDTH | DEPTH | HEIGHT | W0936 | 09 | 12 | 36 | W1236 | 12 | 12 | 36 | W1536 | 15 | 12 | 36 | W1836 | 18 | 12 | 36 | W2136 | 21 | 12 | 36 | | | | |
| ITEM NAME | WIDTH | DEPTH | HEIGHT | | | | | | | | | | | | | | | | | | | | | | | | | | | | |
| W0936 | 09 | 12 | 36 | | | | | | | | | | | | | | | | | | | | | | | | | | | | |
| W1236 | 12 | 12 | 36 | | | | | | | | | | | | | | | | | | | | | | | | | | | | |
| W1536 | 15 | 12 | 36 | | | | | | | | | | | | | | | | | | | | | | | | | | | | |
| W1836 | 18 | 12 | 36 | | | | | | | | | | | | | | | | | | | | | | | | | | | | |
| W2136 | 21 | 12 | 36 | | | | | | | | | | | | | | | | | | | | | | | | | | | | |
| WALL CABINET |  | 2-DOOR 2-ADJ. SHELF | <table border="1"> <thead> <tr> <th>ITEM NAME</th> <th>WIDTH</th> <th>DEPTH</th> <th>HEIGHT</th> </tr> </thead> <tbody> <tr> <td>W2436</td> <td>24</td> <td>12</td> <td>36</td> </tr> <tr> <td>W2736</td> <td>27</td> <td>12</td> <td>36</td> </tr> <tr> <td>W3036</td> <td>30</td> <td>12</td> <td>36</td> </tr> <tr> <td>W3336</td> <td>33</td> <td>12</td> <td>36</td> </tr> <tr> <td>W3636</td> <td>36</td> <td>12</td> <td>36</td> </tr> </tbody> </table> | ITEM NAME | WIDTH | DEPTH | HEIGHT | W2436 | 24 | 12 | 36 | W2736 | 27 | 12 | 36 | W3036 | 30 | 12 | 36 | W3336 | 33 | 12 | 36 | W3636 | 36 | 12 | 36 | | | | |
| ITEM NAME | WIDTH | DEPTH | HEIGHT | | | | | | | | | | | | | | | | | | | | | | | | | | | | |
| W2436 | 24 | 12 | 36 | | | | | | | | | | | | | | | | | | | | | | | | | | | | |
| W2736 | 27 | 12 | 36 | | | | | | | | | | | | | | | | | | | | | | | | | | | | |
| W3036 | 30 | 12 | 36 | | | | | | | | | | | | | | | | | | | | | | | | | | | | |
| W3336 | 33 | 12 | 36 | | | | | | | | | | | | | | | | | | | | | | | | | | | | |
| W3636 | 36 | 12 | 36 | | | | | | | | | | | | | | | | | | | | | | | | | | | | |
| WALL CABINET |  | 1-DOOR 3-ADJ. SHELF | <table border="1"> <thead> <tr> <th>ITEM NAME</th> <th>WIDTH</th> <th>DEPTH</th> <th>HEIGHT</th> </tr> </thead> <tbody> <tr> <td>W0942</td> <td>09</td> <td>12</td> <td>42</td> </tr> <tr> <td>W1242</td> <td>12</td> <td>12</td> <td>42</td> </tr> <tr> <td>W1542</td> <td>15</td> <td>12</td> <td>42</td> </tr> <tr> <td>W1842</td> <td>18</td> <td>12</td> <td>42</td> </tr> <tr> <td>W2142</td> <td>21</td> <td>12</td> <td>42</td> </tr> </tbody> </table> | ITEM NAME | WIDTH | DEPTH | HEIGHT | W0942 | 09 | 12 | 42 | W1242 | 12 | 12 | 42 | W1542 | 15 | 12 | 42 | W1842 | 18 | 12 | 42 | W2142 | 21 | 12 | 42 | | | | |
| ITEM NAME | WIDTH | DEPTH | HEIGHT | | | | | | | | | | | | | | | | | | | | | | | | | | | | |
| W0942 | 09 | 12 | 42 | | | | | | | | | | | | | | | | | | | | | | | | | | | | |
| W1242 | 12 | 12 | 42 | | | | | | | | | | | | | | | | | | | | | | | | | | | | |
| W1542 | 15 | 12 | 42 | | | | | | | | | | | | | | | | | | | | | | | | | | | | |
| W1842 | 18 | 12 | 42 | | | | | | | | | | | | | | | | | | | | | | | | | | | | |
| W2142 | 21 | 12 | 42 | | | | | | | | | | | | | | | | | | | | | | | | | | | | |
| WALL CABINET |  | 2-DOOR 3-ADJ. SHELF | <table border="1"> <thead> <tr> <th>ITEM NAME</th> <th>WIDTH</th> <th>DEPTH</th> <th>HEIGHT</th> </tr> </thead> <tbody> <tr> <td>W2442</td> <td>24</td> <td>12</td> <td>42</td> </tr> <tr> <td>W2742</td> <td>27</td> <td>12</td> <td>42</td> </tr> <tr> <td>W3042</td> <td>30</td> <td>12</td> <td>42</td> </tr> <tr> <td>W3342</td> <td>33</td> <td>12</td> <td>42</td> </tr> <tr> <td>W3642</td> <td>36</td> <td>12</td> <td>42</td> </tr> </tbody> </table> | ITEM NAME | WIDTH | DEPTH | HEIGHT | W2442 | 24 | 12 | 42 | W2742 | 27 | 12 | 42 | W3042 | 30 | 12 | 42 | W3342 | 33 | 12 | 42 | W3642 | 36 | 12 | 42 | | | | |
| ITEM NAME | WIDTH | DEPTH | HEIGHT | | | | | | | | | | | | | | | | | | | | | | | | | | | | |
| W2442 | 24 | 12 | 42 | | | | | | | | | | | | | | | | | | | | | | | | | | | | |
| W2742 | 27 | 12 | 42 | | | | | | | | | | | | | | | | | | | | | | | | | | | | |
| W3042 | 30 | 12 | 42 | | | | | | | | | | | | | | | | | | | | | | | | | | | | |
| W3342 | 33 | 12 | 42 | | | | | | | | | | | | | | | | | | | | | | | | | | | | |
| W3642 | 36 | 12 | 42 | | | | | | | | | | | | | | | | | | | | | | | | | | | | |
| WALL BLIND CORNER |   | 30" & 36" HT: 1-DOOR 2-ADJ. SHELF 42" HEIGHT: 1-DOOR 3-ADJ. SHELF | <table border="1"> <thead> <tr> <th>ITEM NAME</th> <th>WIDTH</th> <th>DEPTH</th> <th>HEIGHT</th> </tr> </thead> <tbody> <tr> <td>WBC2430</td> <td>24</td> <td>12</td> <td>30</td> </tr> <tr> <td>WBC2730</td> <td>27</td> <td>12</td> <td>30</td> </tr> <tr> <td>WBC2436</td> <td>24</td> <td>12</td> <td>36</td> </tr> <tr> <td>WBC2736</td> <td>27</td> <td>12</td> <td>36</td> </tr> <tr> <td>WBC2442</td> <td>24</td> <td>12</td> <td>42</td> </tr> <tr> <td>WBC2742</td> <td>27</td> <td>12</td> <td>42</td> </tr> </tbody> </table> | ITEM NAME | WIDTH | DEPTH | HEIGHT | WBC2430 | 24 | 12 | 30 | WBC2730 | 27 | 12 | 30 | WBC2436 | 24 | 12 | 36 | WBC2736 | 27 | 12 | 36 | WBC2442 | 24 | 12 | 42 | WBC2742 | 27 | 12 | 42 |
| ITEM NAME | WIDTH | DEPTH | HEIGHT | | | | | | | | | | | | | | | | | | | | | | | | | | | | |
| WBC2430 | 24 | 12 | 30 | | | | | | | | | | | | | | | | | | | | | | | | | | | | |
| WBC2730 | 27 | 12 | 30 | | | | | | | | | | | | | | | | | | | | | | | | | | | | |
| WBC2436 | 24 | 12 | 36 | | | | | | | | | | | | | | | | | | | | | | | | | | | | |
| WBC2736 | 27 | 12 | 36 | | | | | | | | | | | | | | | | | | | | | | | | | | | | |
| WBC2442 | 24 | 12 | 42 | | | | | | | | | | | | | | | | | | | | | | | | | | | | |
| WBC2742 | 27 | 12 | 42 | | | | | | | | | | | | | | | | | | | | | | | | | | | | |

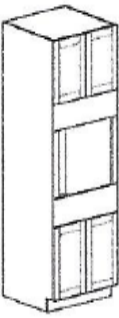
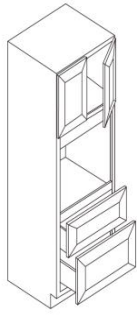
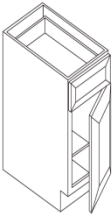
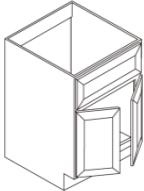
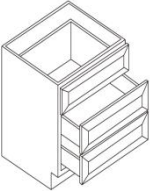
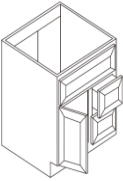
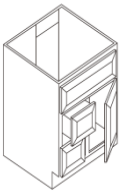



| WALL DIAGONAL CORNER |  | 30" & 36" HT: 1-DOOR 2-ADJ. SHELF 42" HEIGHT: 1-DOOR 3-ADJ. SHELF | <table border="1"> <thead> <tr> <th>ITEM NAME</th> <th>WIDTH</th> <th>DEPTH</th> <th>HEIGHT</th> </tr> </thead> <tbody> <tr> <td>WDC2430</td> <td>24</td> <td>12</td> <td>30</td> </tr> <tr> <td>WDC2436</td> <td>24</td> <td>12</td> <td>36</td> </tr> <tr> <td>WDC2442</td> <td>24</td> <td>12</td> <td>42</td> </tr> </tbody> </table> | ITEM NAME | WIDTH | DEPTH | HEIGHT | WDC2430 | 24 | 12 | 30 | WDC2436 | 24 | 12 | 36 | WDC2442 | 24 | 12 | 42 | | | | | | | | | | | | | | | | | | | | | | | | | | | | | | | | | | | | | | | | | | | | | | | | | | | | | | | | | | | | | | | | | | | | | | | | | | | | |
|--------------------------------------|--|--|--|-----------|-------|-------|--------|---------|----|----|----|---------|----|----|----|---------|----|----|----|--------|----|----|----|--------|----|----|----|--------|----|----|----|-------|----|----|----|-------|----|----|----|--------|----|----|----|-------|----|----|----|-------|----|----|----|-------|----|----|----|-------|----|----|----|--------|----|----|----|--------|----|----|----|-------|----|----|----|-------|----|----|----|-------|----|----|----|---------|----|----|----|--------|----|----|----|-------|----|----|----|---------|----|----|----|
| ITEM NAME | WIDTH | DEPTH | HEIGHT | | | | | | | | | | | | | | | | | | | | | | | | | | | | | | | | | | | | | | | | | | | | | | | | | | | | | | | | | | | | | | | | | | | | | | | | | | | | | | | | | | | | | | | | | | | | |
| WDC2430 | 24 | 12 | 30 | | | | | | | | | | | | | | | | | | | | | | | | | | | | | | | | | | | | | | | | | | | | | | | | | | | | | | | | | | | | | | | | | | | | | | | | | | | | | | | | | | | | | | | | | | | | |
| WDC2436 | 24 | 12 | 36 | | | | | | | | | | | | | | | | | | | | | | | | | | | | | | | | | | | | | | | | | | | | | | | | | | | | | | | | | | | | | | | | | | | | | | | | | | | | | | | | | | | | | | | | | | | | |
| WDC2442 | 24 | 12 | 42 | | | | | | | | | | | | | | | | | | | | | | | | | | | | | | | | | | | | | | | | | | | | | | | | | | | | | | | | | | | | | | | | | | | | | | | | | | | | | | | | | | | | | | | | | | | | |
| WALL END CORNER |  | 30" & 36" HT: 2-DOOR 2-ADJ. SHELF 42" HEIGHT: 2-DOOR 3-ADJ. SHELF | <table border="1"> <thead> <tr> <th>ITEM NAME</th> <th>WIDTH</th> <th>DEPTH</th> <th>HEIGHT</th> </tr> </thead> <tbody> <tr> <td>WEC2430</td> <td>12</td> <td>12</td> <td>30</td> </tr> <tr> <td>WEC2436</td> <td>12</td> <td>12</td> <td>36</td> </tr> <tr> <td>WEC2442</td> <td>12</td> <td>12</td> <td>42</td> </tr> </tbody> </table> | ITEM NAME | WIDTH | DEPTH | HEIGHT | WEC2430 | 12 | 12 | 30 | WEC2436 | 12 | 12 | 36 | WEC2442 | 12 | 12 | 42 | | | | | | | | | | | | | | | | | | | | | | | | | | | | | | | | | | | | | | | | | | | | | | | | | | | | | | | | | | | | | | | | | | | | | | | | | | | | |
| ITEM NAME | WIDTH | DEPTH | HEIGHT | | | | | | | | | | | | | | | | | | | | | | | | | | | | | | | | | | | | | | | | | | | | | | | | | | | | | | | | | | | | | | | | | | | | | | | | | | | | | | | | | | | | | | | | | | | | |
| WEC2430 | 12 | 12 | 30 | | | | | | | | | | | | | | | | | | | | | | | | | | | | | | | | | | | | | | | | | | | | | | | | | | | | | | | | | | | | | | | | | | | | | | | | | | | | | | | | | | | | | | | | | | | | |
| WEC2436 | 12 | 12 | 36 | | | | | | | | | | | | | | | | | | | | | | | | | | | | | | | | | | | | | | | | | | | | | | | | | | | | | | | | | | | | | | | | | | | | | | | | | | | | | | | | | | | | | | | | | | | | |
| WEC2442 | 12 | 12 | 42 | | | | | | | | | | | | | | | | | | | | | | | | | | | | | | | | | | | | | | | | | | | | | | | | | | | | | | | | | | | | | | | | | | | | | | | | | | | | | | | | | | | | | | | | | | | | |
| WALL CABINET-SHORT |  <p>*Availability is Limited</p> | 2-DOOR NO SHELF ONLY 24" HIGH CABINET 2-DOOR 1-SHELF | <table border="1"> <thead> <tr> <th>ITEM NAME</th> <th>WIDTH</th> <th>DEPTH</th> <th>HEIGHT</th> </tr> </thead> <tbody> <tr> <td>W2412*</td> <td>24</td> <td>12</td> <td>12</td> </tr> <tr> <td>W2415*</td> <td>24</td> <td>12</td> <td>15</td> </tr> <tr> <td>W2418*</td> <td>24</td> <td>12</td> <td>18</td> </tr> <tr> <td>W2421*</td> <td>24</td> <td>12</td> <td>21</td> </tr> <tr> <td>W2424*</td> <td>24</td> <td>12</td> <td>24</td> </tr> <tr> <td>W3012</td> <td>30</td> <td>12</td> <td>12</td> </tr> <tr> <td>W3015</td> <td>30</td> <td>12</td> <td>15</td> </tr> <tr> <td>W3018</td> <td>30</td> <td>12</td> <td>18</td> </tr> <tr> <td>W3021*</td> <td>30</td> <td>12</td> <td>21</td> </tr> <tr> <td>W3024</td> <td>30</td> <td>12</td> <td>24</td> </tr> <tr> <td>W3312</td> <td>33</td> <td>12</td> <td>12</td> </tr> <tr> <td>W3315</td> <td>33</td> <td>12</td> <td>15</td> </tr> <tr> <td>W3318</td> <td>33</td> <td>12</td> <td>18</td> </tr> <tr> <td>W3321*</td> <td>33</td> <td>12</td> <td>21</td> </tr> <tr> <td>W3324*</td> <td>33</td> <td>12</td> <td>24</td> </tr> <tr> <td>W3612</td> <td>36</td> <td>12</td> <td>12</td> </tr> <tr> <td>W3615</td> <td>36</td> <td>12</td> <td>15</td> </tr> <tr> <td>W3618</td> <td>36</td> <td>12</td> <td>18</td> </tr> <tr> <td>W361824</td> <td>36</td> <td>24</td> <td>18</td> </tr> <tr> <td>W3621*</td> <td>36</td> <td>12</td> <td>21</td> </tr> <tr> <td>W3624</td> <td>36</td> <td>12</td> <td>24</td> </tr> <tr> <td>W362424</td> <td>36</td> <td>24</td> <td>24</td> </tr> </tbody> </table> | ITEM NAME | WIDTH | DEPTH | HEIGHT | W2412* | 24 | 12 | 12 | W2415* | 24 | 12 | 15 | W2418* | 24 | 12 | 18 | W2421* | 24 | 12 | 21 | W2424* | 24 | 12 | 24 | W3012 | 30 | 12 | 12 | W3015 | 30 | 12 | 15 | W3018 | 30 | 12 | 18 | W3021* | 30 | 12 | 21 | W3024 | 30 | 12 | 24 | W3312 | 33 | 12 | 12 | W3315 | 33 | 12 | 15 | W3318 | 33 | 12 | 18 | W3321* | 33 | 12 | 21 | W3324* | 33 | 12 | 24 | W3612 | 36 | 12 | 12 | W3615 | 36 | 12 | 15 | W3618 | 36 | 12 | 18 | W361824 | 36 | 24 | 18 | W3621* | 36 | 12 | 21 | W3624 | 36 | 12 | 24 | W362424 | 36 | 24 | 24 |
| ITEM NAME | WIDTH | DEPTH | HEIGHT | | | | | | | | | | | | | | | | | | | | | | | | | | | | | | | | | | | | | | | | | | | | | | | | | | | | | | | | | | | | | | | | | | | | | | | | | | | | | | | | | | | | | | | | | | | | |
| W2412* | 24 | 12 | 12 | | | | | | | | | | | | | | | | | | | | | | | | | | | | | | | | | | | | | | | | | | | | | | | | | | | | | | | | | | | | | | | | | | | | | | | | | | | | | | | | | | | | | | | | | | | | |
| W2415* | 24 | 12 | 15 | | | | | | | | | | | | | | | | | | | | | | | | | | | | | | | | | | | | | | | | | | | | | | | | | | | | | | | | | | | | | | | | | | | | | | | | | | | | | | | | | | | | | | | | | | | | |
| W2418* | 24 | 12 | 18 | | | | | | | | | | | | | | | | | | | | | | | | | | | | | | | | | | | | | | | | | | | | | | | | | | | | | | | | | | | | | | | | | | | | | | | | | | | | | | | | | | | | | | | | | | | | |
| W2421* | 24 | 12 | 21 | | | | | | | | | | | | | | | | | | | | | | | | | | | | | | | | | | | | | | | | | | | | | | | | | | | | | | | | | | | | | | | | | | | | | | | | | | | | | | | | | | | | | | | | | | | | |
| W2424* | 24 | 12 | 24 | | | | | | | | | | | | | | | | | | | | | | | | | | | | | | | | | | | | | | | | | | | | | | | | | | | | | | | | | | | | | | | | | | | | | | | | | | | | | | | | | | | | | | | | | | | | |
| W3012 | 30 | 12 | 12 | | | | | | | | | | | | | | | | | | | | | | | | | | | | | | | | | | | | | | | | | | | | | | | | | | | | | | | | | | | | | | | | | | | | | | | | | | | | | | | | | | | | | | | | | | | | |
| W3015 | 30 | 12 | 15 | | | | | | | | | | | | | | | | | | | | | | | | | | | | | | | | | | | | | | | | | | | | | | | | | | | | | | | | | | | | | | | | | | | | | | | | | | | | | | | | | | | | | | | | | | | | |
| W3018 | 30 | 12 | 18 | | | | | | | | | | | | | | | | | | | | | | | | | | | | | | | | | | | | | | | | | | | | | | | | | | | | | | | | | | | | | | | | | | | | | | | | | | | | | | | | | | | | | | | | | | | | |
| W3021* | 30 | 12 | 21 | | | | | | | | | | | | | | | | | | | | | | | | | | | | | | | | | | | | | | | | | | | | | | | | | | | | | | | | | | | | | | | | | | | | | | | | | | | | | | | | | | | | | | | | | | | | |
| W3024 | 30 | 12 | 24 | | | | | | | | | | | | | | | | | | | | | | | | | | | | | | | | | | | | | | | | | | | | | | | | | | | | | | | | | | | | | | | | | | | | | | | | | | | | | | | | | | | | | | | | | | | | |
| W3312 | 33 | 12 | 12 | | | | | | | | | | | | | | | | | | | | | | | | | | | | | | | | | | | | | | | | | | | | | | | | | | | | | | | | | | | | | | | | | | | | | | | | | | | | | | | | | | | | | | | | | | | | |
| W3315 | 33 | 12 | 15 | | | | | | | | | | | | | | | | | | | | | | | | | | | | | | | | | | | | | | | | | | | | | | | | | | | | | | | | | | | | | | | | | | | | | | | | | | | | | | | | | | | | | | | | | | | | |
| W3318 | 33 | 12 | 18 | | | | | | | | | | | | | | | | | | | | | | | | | | | | | | | | | | | | | | | | | | | | | | | | | | | | | | | | | | | | | | | | | | | | | | | | | | | | | | | | | | | | | | | | | | | | |
| W3321* | 33 | 12 | 21 | | | | | | | | | | | | | | | | | | | | | | | | | | | | | | | | | | | | | | | | | | | | | | | | | | | | | | | | | | | | | | | | | | | | | | | | | | | | | | | | | | | | | | | | | | | | |
| W3324* | 33 | 12 | 24 | | | | | | | | | | | | | | | | | | | | | | | | | | | | | | | | | | | | | | | | | | | | | | | | | | | | | | | | | | | | | | | | | | | | | | | | | | | | | | | | | | | | | | | | | | | | |
| W3612 | 36 | 12 | 12 | | | | | | | | | | | | | | | | | | | | | | | | | | | | | | | | | | | | | | | | | | | | | | | | | | | | | | | | | | | | | | | | | | | | | | | | | | | | | | | | | | | | | | | | | | | | |
| W3615 | 36 | 12 | 15 | | | | | | | | | | | | | | | | | | | | | | | | | | | | | | | | | | | | | | | | | | | | | | | | | | | | | | | | | | | | | | | | | | | | | | | | | | | | | | | | | | | | | | | | | | | | |
| W3618 | 36 | 12 | 18 | | | | | | | | | | | | | | | | | | | | | | | | | | | | | | | | | | | | | | | | | | | | | | | | | | | | | | | | | | | | | | | | | | | | | | | | | | | | | | | | | | | | | | | | | | | | |
| W361824 | 36 | 24 | 18 | | | | | | | | | | | | | | | | | | | | | | | | | | | | | | | | | | | | | | | | | | | | | | | | | | | | | | | | | | | | | | | | | | | | | | | | | | | | | | | | | | | | | | | | | | | | |
| W3621* | 36 | 12 | 21 | | | | | | | | | | | | | | | | | | | | | | | | | | | | | | | | | | | | | | | | | | | | | | | | | | | | | | | | | | | | | | | | | | | | | | | | | | | | | | | | | | | | | | | | | | | | |
| W3624 | 36 | 12 | 24 | | | | | | | | | | | | | | | | | | | | | | | | | | | | | | | | | | | | | | | | | | | | | | | | | | | | | | | | | | | | | | | | | | | | | | | | | | | | | | | | | | | | | | | | | | | | |
| W362424 | 36 | 24 | 24 | | | | | | | | | | | | | | | | | | | | | | | | | | | | | | | | | | | | | | | | | | | | | | | | | | | | | | | | | | | | | | | | | | | | | | | | | | | | | | | | | | | | | | | | | | | | |
| WALL MICROWARE T OPEN SHELFER |  | 2-DOOR OPEN SHELF BOTTOM | <table border="1"> <thead> <tr> <th>ITEM NAME</th> <th>WIDTH</th> <th>DEPTH</th> <th>HEIGHT</th> </tr> </thead> <tbody> <tr> <td>WM2430</td> <td>24</td> <td>12</td> <td>30</td> </tr> <tr> <td>WM2730</td> <td>27</td> <td>12</td> <td>30</td> </tr> <tr> <td>WM2436</td> <td>24</td> <td>12</td> <td>36</td> </tr> <tr> <td>WM2736</td> <td>27</td> <td>12</td> <td>36</td> </tr> <tr> <td>WM2442</td> <td>24</td> <td>12</td> <td>42</td> </tr> <tr> <td>WM2742</td> <td>27</td> <td>12</td> <td>42</td> </tr> </tbody> </table> | ITEM NAME | WIDTH | DEPTH | HEIGHT | WM2430 | 24 | 12 | 30 | WM2730 | 27 | 12 | 30 | WM2436 | 24 | 12 | 36 | WM2736 | 27 | 12 | 36 | WM2442 | 24 | 12 | 42 | WM2742 | 27 | 12 | 42 | | | | | | | | | | | | | | | | | | | | | | | | | | | | | | | | | | | | | | | | | | | | | | | | | | | | | | | | | | | | | | | | |
| ITEM NAME | WIDTH | DEPTH | HEIGHT | | | | | | | | | | | | | | | | | | | | | | | | | | | | | | | | | | | | | | | | | | | | | | | | | | | | | | | | | | | | | | | | | | | | | | | | | | | | | | | | | | | | | | | | | | | | |
| WM2430 | 24 | 12 | 30 | | | | | | | | | | | | | | | | | | | | | | | | | | | | | | | | | | | | | | | | | | | | | | | | | | | | | | | | | | | | | | | | | | | | | | | | | | | | | | | | | | | | | | | | | | | | |
| WM2730 | 27 | 12 | 30 | | | | | | | | | | | | | | | | | | | | | | | | | | | | | | | | | | | | | | | | | | | | | | | | | | | | | | | | | | | | | | | | | | | | | | | | | | | | | | | | | | | | | | | | | | | | |
| WM2436 | 24 | 12 | 36 | | | | | | | | | | | | | | | | | | | | | | | | | | | | | | | | | | | | | | | | | | | | | | | | | | | | | | | | | | | | | | | | | | | | | | | | | | | | | | | | | | | | | | | | | | | | |
| WM2736 | 27 | 12 | 36 | | | | | | | | | | | | | | | | | | | | | | | | | | | | | | | | | | | | | | | | | | | | | | | | | | | | | | | | | | | | | | | | | | | | | | | | | | | | | | | | | | | | | | | | | | | | |
| WM2442 | 24 | 12 | 42 | | | | | | | | | | | | | | | | | | | | | | | | | | | | | | | | | | | | | | | | | | | | | | | | | | | | | | | | | | | | | | | | | | | | | | | | | | | | | | | | | | | | | | | | | | | | |
| WM2742 | 27 | 12 | 42 | | | | | | | | | | | | | | | | | | | | | | | | | | | | | | | | | | | | | | | | | | | | | | | | | | | | | | | | | | | | | | | | | | | | | | | | | | | | | | | | | | | | | | | | | | | | |
| EZ REACH CORNER BI-FOLD DOORS |  | 30" & 36" HT: 1-DOOR 2-ADJ. SHELF 42" HEIGHT: 1-DOOR 3-ADJ. SHELF | <table border="1"> <thead> <tr> <th>ITEM NAME</th> <th>WIDTH</th> <th>DEPTH</th> <th>HEIGHT</th> </tr> </thead> <tbody> <tr> <td>WLS2430</td> <td>24</td> <td>12</td> <td>30</td> </tr> <tr> <td>WLS2436</td> <td>24</td> <td>12</td> <td>36</td> </tr> <tr> <td>WLS2442</td> <td>24</td> <td>12</td> <td>42</td> </tr> </tbody> </table> | ITEM NAME | WIDTH | DEPTH | HEIGHT | WLS2430 | 24 | 12 | 30 | WLS2436 | 24 | 12 | 36 | WLS2442 | 24 | 12 | 42 | | | | | | | | | | | | | | | | | | | | | | | | | | | | | | | | | | | | | | | | | | | | | | | | | | | | | | | | | | | | | | | | | | | | | | | | | | | | |
| ITEM NAME | WIDTH | DEPTH | HEIGHT | | | | | | | | | | | | | | | | | | | | | | | | | | | | | | | | | | | | | | | | | | | | | | | | | | | | | | | | | | | | | | | | | | | | | | | | | | | | | | | | | | | | | | | | | | | | |
| WLS2430 | 24 | 12 | 30 | | | | | | | | | | | | | | | | | | | | | | | | | | | | | | | | | | | | | | | | | | | | | | | | | | | | | | | | | | | | | | | | | | | | | | | | | | | | | | | | | | | | | | | | | | | | |
| WLS2436 | 24 | 12 | 36 | | | | | | | | | | | | | | | | | | | | | | | | | | | | | | | | | | | | | | | | | | | | | | | | | | | | | | | | | | | | | | | | | | | | | | | | | | | | | | | | | | | | | | | | | | | | |
| WLS2442 | 24 | 12 | 42 | | | | | | | | | | | | | | | | | | | | | | | | | | | | | | | | | | | | | | | | | | | | | | | | | | | | | | | | | | | | | | | | | | | | | | | | | | | | | | | | | | | | | | | | | | | | |
| | *For illustration purposes only. Actual shelving, sizes features may vary. | | | | | | | | | | | | | | | | | | | | | | | | | | | | | | | | | | | | | | | | | | | | | | | | | | | | | | | | | | | | | | | | | | | | | | | | | | | | | | | | | | | | | | | | | | | | | | |



| DIAGONAL END CABINET |  <p>SIDE 0/12</p> | 30" & 36" HT: 1-DOOR 2-ADJ. SHELF 42" HEIGHT: 1-DOOR 3-ADJ. SHELF | <table border="1"> <thead> <tr> <th>ITEM NAME</th> <th>WIDTH</th> <th>DEPTH</th> <th>HEIGHT</th> </tr> </thead> <tbody> <tr> <td>WAC1230</td> <td>12</td> <td>12</td> <td>30</td> </tr> <tr> <td>WAC1236</td> <td>12</td> <td>12</td> <td>36</td> </tr> <tr> <td>WAC1242</td> <td>12</td> <td>12</td> <td>42</td> </tr> </tbody> </table> | ITEM NAME | WIDTH | DEPTH | HEIGHT | WAC1230 | 12 | 12 | 30 | WAC1236 | 12 | 12 | 36 | WAC1242 | 12 | 12 | 42 | | | | | | | | | | | | | | | | | | | | | | | | | | | | | | | | | | | | | | | | | | | | | | | | | | | | | | | | | | | | |
|--|--|--|--|-----------|-------|-------|--------|----------|----|----|----|----------|----|----|----|----------|----|----|----|-------------|----|----|----|-------------|----|----|----|-------------|----|----|----|----------|----|----|----|----------|----|----|----|----------|----|----|----|-------------|----|----|----|-------------|----|----|----|-------------|----|----|----|---------|----|----|----|---------|----|----|----|---------|----|----|----|----------|----|----|----|----------|----|----|----|----------|----|----|----|
| ITEM NAME | WIDTH | DEPTH | HEIGHT | | | | | | | | | | | | | | | | | | | | | | | | | | | | | | | | | | | | | | | | | | | | | | | | | | | | | | | | | | | | | | | | | | | | | | | | | | | | |
| WAC1230 | 12 | 12 | 30 | | | | | | | | | | | | | | | | | | | | | | | | | | | | | | | | | | | | | | | | | | | | | | | | | | | | | | | | | | | | | | | | | | | | | | | | | | | | |
| WAC1236 | 12 | 12 | 36 | | | | | | | | | | | | | | | | | | | | | | | | | | | | | | | | | | | | | | | | | | | | | | | | | | | | | | | | | | | | | | | | | | | | | | | | | | | | |
| WAC1242 | 12 | 12 | 42 | | | | | | | | | | | | | | | | | | | | | | | | | | | | | | | | | | | | | | | | | | | | | | | | | | | | | | | | | | | | | | | | | | | | | | | | | | | | |
| DIAGONAL END CABINET |  <p>SIDE 8/12</p> | 30" & 36" HT: 1-DOOR 2-ADJ. SHELF 42" HEIGHT: 1-DOOR 3-ADJ. SHELF | <table border="1"> <thead> <tr> <th>ITEM NAME</th> <th>WIDTH</th> <th>DEPTH</th> <th>HEIGHT</th> </tr> </thead> <tbody> <tr> <td>WEA1230</td> <td>12</td> <td>12</td> <td>30</td> </tr> <tr> <td>WEA1236</td> <td>12</td> <td>12</td> <td>36</td> </tr> <tr> <td>WEA1242</td> <td>12</td> <td>12</td> <td>42</td> </tr> </tbody> </table> | ITEM NAME | WIDTH | DEPTH | HEIGHT | WEA1230 | 12 | 12 | 30 | WEA1236 | 12 | 12 | 36 | WEA1242 | 12 | 12 | 42 | | | | | | | | | | | | | | | | | | | | | | | | | | | | | | | | | | | | | | | | | | | | | | | | | | | | | | | | | | | | |
| ITEM NAME | WIDTH | DEPTH | HEIGHT | | | | | | | | | | | | | | | | | | | | | | | | | | | | | | | | | | | | | | | | | | | | | | | | | | | | | | | | | | | | | | | | | | | | | | | | | | | | |
| WEA1230 | 12 | 12 | 30 | | | | | | | | | | | | | | | | | | | | | | | | | | | | | | | | | | | | | | | | | | | | | | | | | | | | | | | | | | | | | | | | | | | | | | | | | | | | |
| WEA1236 | 12 | 12 | 36 | | | | | | | | | | | | | | | | | | | | | | | | | | | | | | | | | | | | | | | | | | | | | | | | | | | | | | | | | | | | | | | | | | | | | | | | | | | | |
| WEA1242 | 12 | 12 | 42 | | | | | | | | | | | | | | | | | | | | | | | | | | | | | | | | | | | | | | | | | | | | | | | | | | | | | | | | | | | | | | | | | | | | | | | | | | | | |
| WALL GLASS CABINETS | | | | | | | | | | | | | | | | | | | | | | | | | | | | | | | | | | | | | | | | | | | | | | | | | | | | | | | | | | | | | | | | | | | | | | | | | | | | | | | |
| WALL GLASS CABINET WITH MATCHING INTERIOR AND MATCHING WOOD SHLIVES |  | 15 & 18: 1-DOOR 2-ADJ. SHELF 24, 27 & 30: 2-DOOR 2-ADJ. SHELF CORNER: 1-DOOR 2-ADJ. SHELF ALL 42 HIGH: 3-ADJ. SHELF DOOR-GLASS INSERT NOT AVAILABLE | <table border="1"> <thead> <tr> <th>ITEM NAME</th> <th>WIDTH</th> <th>DEPTH</th> <th>HEIGHT</th> </tr> </thead> <tbody> <tr> <td>WMD1530</td> <td>15</td> <td>12</td> <td>30</td> </tr> <tr> <td>WMD1536</td> <td>15</td> <td>12</td> <td>36</td> </tr> <tr> <td>WMD1542</td> <td>15</td> <td>12</td> <td>42</td> </tr> <tr> <td>WMD1830</td> <td>18</td> <td>12</td> <td>30</td> </tr> <tr> <td>WMD1836</td> <td>18</td> <td>12</td> <td>36</td> </tr> <tr> <td>WMD1842</td> <td>18</td> <td>12</td> <td>42</td> </tr> <tr> <td>WMD2430</td> <td>24</td> <td>12</td> <td>30</td> </tr> <tr> <td>WMD2436</td> <td>24</td> <td>12</td> <td>36</td> </tr> <tr> <td>WMD2442</td> <td>24</td> <td>12</td> <td>42</td> </tr> <tr> <td>WMD2730</td> <td>27</td> <td>12</td> <td>30</td> </tr> <tr> <td>WMD2736</td> <td>27</td> <td>12</td> <td>36</td> </tr> <tr> <td>WMD2742</td> <td>27</td> <td>12</td> <td>42</td> </tr> <tr> <td>WMD3030</td> <td>30</td> <td>12</td> <td>30</td> </tr> <tr> <td>WMD3036</td> <td>30</td> <td>12</td> <td>36</td> </tr> <tr> <td>WMD3042</td> <td>30</td> <td>12</td> <td>42</td> </tr> <tr> <td>WMDC2430</td> <td>24</td> <td>24</td> <td>30</td> </tr> <tr> <td>WMDC2436</td> <td>24</td> <td>24</td> <td>36</td> </tr> <tr> <td>WMDC2442</td> <td>24</td> <td>24</td> <td>42</td> </tr> </tbody> </table> | ITEM NAME | WIDTH | DEPTH | HEIGHT | WMD1530 | 15 | 12 | 30 | WMD1536 | 15 | 12 | 36 | WMD1542 | 15 | 12 | 42 | WMD1830 | 18 | 12 | 30 | WMD1836 | 18 | 12 | 36 | WMD1842 | 18 | 12 | 42 | WMD2430 | 24 | 12 | 30 | WMD2436 | 24 | 12 | 36 | WMD2442 | 24 | 12 | 42 | WMD2730 | 27 | 12 | 30 | WMD2736 | 27 | 12 | 36 | WMD2742 | 27 | 12 | 42 | WMD3030 | 30 | 12 | 30 | WMD3036 | 30 | 12 | 36 | WMD3042 | 30 | 12 | 42 | WMDC2430 | 24 | 24 | 30 | WMDC2436 | 24 | 24 | 36 | WMDC2442 | 24 | 24 | 42 |
| ITEM NAME | WIDTH | DEPTH | HEIGHT | | | | | | | | | | | | | | | | | | | | | | | | | | | | | | | | | | | | | | | | | | | | | | | | | | | | | | | | | | | | | | | | | | | | | | | | | | | | |
| WMD1530 | 15 | 12 | 30 | | | | | | | | | | | | | | | | | | | | | | | | | | | | | | | | | | | | | | | | | | | | | | | | | | | | | | | | | | | | | | | | | | | | | | | | | | | | |
| WMD1536 | 15 | 12 | 36 | | | | | | | | | | | | | | | | | | | | | | | | | | | | | | | | | | | | | | | | | | | | | | | | | | | | | | | | | | | | | | | | | | | | | | | | | | | | |
| WMD1542 | 15 | 12 | 42 | | | | | | | | | | | | | | | | | | | | | | | | | | | | | | | | | | | | | | | | | | | | | | | | | | | | | | | | | | | | | | | | | | | | | | | | | | | | |
| WMD1830 | 18 | 12 | 30 | | | | | | | | | | | | | | | | | | | | | | | | | | | | | | | | | | | | | | | | | | | | | | | | | | | | | | | | | | | | | | | | | | | | | | | | | | | | |
| WMD1836 | 18 | 12 | 36 | | | | | | | | | | | | | | | | | | | | | | | | | | | | | | | | | | | | | | | | | | | | | | | | | | | | | | | | | | | | | | | | | | | | | | | | | | | | |
| WMD1842 | 18 | 12 | 42 | | | | | | | | | | | | | | | | | | | | | | | | | | | | | | | | | | | | | | | | | | | | | | | | | | | | | | | | | | | | | | | | | | | | | | | | | | | | |
| WMD2430 | 24 | 12 | 30 | | | | | | | | | | | | | | | | | | | | | | | | | | | | | | | | | | | | | | | | | | | | | | | | | | | | | | | | | | | | | | | | | | | | | | | | | | | | |
| WMD2436 | 24 | 12 | 36 | | | | | | | | | | | | | | | | | | | | | | | | | | | | | | | | | | | | | | | | | | | | | | | | | | | | | | | | | | | | | | | | | | | | | | | | | | | | |
| WMD2442 | 24 | 12 | 42 | | | | | | | | | | | | | | | | | | | | | | | | | | | | | | | | | | | | | | | | | | | | | | | | | | | | | | | | | | | | | | | | | | | | | | | | | | | | |
| WMD2730 | 27 | 12 | 30 | | | | | | | | | | | | | | | | | | | | | | | | | | | | | | | | | | | | | | | | | | | | | | | | | | | | | | | | | | | | | | | | | | | | | | | | | | | | |
| WMD2736 | 27 | 12 | 36 | | | | | | | | | | | | | | | | | | | | | | | | | | | | | | | | | | | | | | | | | | | | | | | | | | | | | | | | | | | | | | | | | | | | | | | | | | | | |
| WMD2742 | 27 | 12 | 42 | | | | | | | | | | | | | | | | | | | | | | | | | | | | | | | | | | | | | | | | | | | | | | | | | | | | | | | | | | | | | | | | | | | | | | | | | | | | |
| WMD3030 | 30 | 12 | 30 | | | | | | | | | | | | | | | | | | | | | | | | | | | | | | | | | | | | | | | | | | | | | | | | | | | | | | | | | | | | | | | | | | | | | | | | | | | | |
| WMD3036 | 30 | 12 | 36 | | | | | | | | | | | | | | | | | | | | | | | | | | | | | | | | | | | | | | | | | | | | | | | | | | | | | | | | | | | | | | | | | | | | | | | | | | | | |
| WMD3042 | 30 | 12 | 42 | | | | | | | | | | | | | | | | | | | | | | | | | | | | | | | | | | | | | | | | | | | | | | | | | | | | | | | | | | | | | | | | | | | | | | | | | | | | |
| WMDC2430 | 24 | 24 | 30 | | | | | | | | | | | | | | | | | | | | | | | | | | | | | | | | | | | | | | | | | | | | | | | | | | | | | | | | | | | | | | | | | | | | | | | | | | | | |
| WMDC2436 | 24 | 24 | 36 | | | | | | | | | | | | | | | | | | | | | | | | | | | | | | | | | | | | | | | | | | | | | | | | | | | | | | | | | | | | | | | | | | | | | | | | | | | | |
| WMDC2442 | 24 | 24 | 42 | | | | | | | | | | | | | | | | | | | | | | | | | | | | | | | | | | | | | | | | | | | | | | | | | | | | | | | | | | | | | | | | | | | | | | | | | | | | |
| TALL PANTRY | | | | | | | | | | | | | | | | | | | | | | | | | | | | | | | | | | | | | | | | | | | | | | | | | | | | | | | | | | | | | | | | | | | | | | | | | | | | | | | |
| PANTRY |  | 2-DOORS WITH SHELVES AND 3-ROLL OUTS (NOT SHOWN) *WITHOUT ROLL OUT DRAWER | <table border="1"> <thead> <tr> <th>ITEM NAME</th> <th>WIDTH</th> <th>DEPTH</th> <th>HEIGHT</th> </tr> </thead> <tbody> <tr> <td>PC188424</td> <td>18</td> <td>24</td> <td>84</td> </tr> <tr> <td>PC189024</td> <td>18</td> <td>24</td> <td>90</td> </tr> <tr> <td>PC189624</td> <td>18</td> <td>24</td> <td>96</td> </tr> <tr> <td>PC188424NR*</td> <td>18</td> <td>24</td> <td>84</td> </tr> <tr> <td>PC189024NR*</td> <td>18</td> <td>24</td> <td>90</td> </tr> <tr> <td>PC189624NR*</td> <td>18</td> <td>24</td> <td>96</td> </tr> </tbody> </table> | ITEM NAME | WIDTH | DEPTH | HEIGHT | PC188424 | 18 | 24 | 84 | PC189024 | 18 | 24 | 90 | PC189624 | 18 | 24 | 96 | PC188424NR* | 18 | 24 | 84 | PC189024NR* | 18 | 24 | 90 | PC189624NR* | 18 | 24 | 96 | | | | | | | | | | | | | | | | | | | | | | | | | | | | | | | | | | | | | | | | | | | | | | | | |
| ITEM NAME | WIDTH | DEPTH | HEIGHT | | | | | | | | | | | | | | | | | | | | | | | | | | | | | | | | | | | | | | | | | | | | | | | | | | | | | | | | | | | | | | | | | | | | | | | | | | | | |
| PC188424 | 18 | 24 | 84 | | | | | | | | | | | | | | | | | | | | | | | | | | | | | | | | | | | | | | | | | | | | | | | | | | | | | | | | | | | | | | | | | | | | | | | | | | | | |
| PC189024 | 18 | 24 | 90 | | | | | | | | | | | | | | | | | | | | | | | | | | | | | | | | | | | | | | | | | | | | | | | | | | | | | | | | | | | | | | | | | | | | | | | | | | | | |
| PC189624 | 18 | 24 | 96 | | | | | | | | | | | | | | | | | | | | | | | | | | | | | | | | | | | | | | | | | | | | | | | | | | | | | | | | | | | | | | | | | | | | | | | | | | | | |
| PC188424NR* | 18 | 24 | 84 | | | | | | | | | | | | | | | | | | | | | | | | | | | | | | | | | | | | | | | | | | | | | | | | | | | | | | | | | | | | | | | | | | | | | | | | | | | | |
| PC189024NR* | 18 | 24 | 90 | | | | | | | | | | | | | | | | | | | | | | | | | | | | | | | | | | | | | | | | | | | | | | | | | | | | | | | | | | | | | | | | | | | | | | | | | | | | |
| PC189624NR* | 18 | 24 | 96 | | | | | | | | | | | | | | | | | | | | | | | | | | | | | | | | | | | | | | | | | | | | | | | | | | | | | | | | | | | | | | | | | | | | | | | | | | | | |
| PANTRY |  | 4-DOORS WITH SHELVES AND 3-ROLL OUTS (NOT SHOWN) *WITHOUT ROLL OUT DRAWER | <table border="1"> <thead> <tr> <th>ITEM NAME</th> <th>WIDTH</th> <th>DEPTH</th> <th>HEIGHT</th> </tr> </thead> <tbody> <tr> <td>PC248424</td> <td>24</td> <td>24</td> <td>84</td> </tr> <tr> <td>PC249024</td> <td>24</td> <td>24</td> <td>90</td> </tr> <tr> <td>PC249624</td> <td>24</td> <td>24</td> <td>96</td> </tr> <tr> <td>PC248424NR*</td> <td>24</td> <td>24</td> <td>84</td> </tr> <tr> <td>PC249024NR*</td> <td>24</td> <td>24</td> <td>90</td> </tr> <tr> <td>PC249624NR*</td> <td>24</td> <td>24</td> <td>96</td> </tr> <tr> <td>PC308424</td> <td>30</td> <td>24</td> <td>84</td> </tr> <tr> <td>PC309024</td> <td>30</td> <td>24</td> <td>90</td> </tr> <tr> <td>PC309624</td> <td>30</td> <td>24</td> <td>96</td> </tr> <tr> <td>PC308424NR*</td> <td>30</td> <td>24</td> <td>84</td> </tr> <tr> <td>PC309024NR*</td> <td>30</td> <td>24</td> <td>90</td> </tr> <tr> <td>PC309624NR*</td> <td>30</td> <td>24</td> <td>96</td> </tr> </tbody> </table> | ITEM NAME | WIDTH | DEPTH | HEIGHT | PC248424 | 24 | 24 | 84 | PC249024 | 24 | 24 | 90 | PC249624 | 24 | 24 | 96 | PC248424NR* | 24 | 24 | 84 | PC249024NR* | 24 | 24 | 90 | PC249624NR* | 24 | 24 | 96 | PC308424 | 30 | 24 | 84 | PC309024 | 30 | 24 | 90 | PC309624 | 30 | 24 | 96 | PC308424NR* | 30 | 24 | 84 | PC309024NR* | 30 | 24 | 90 | PC309624NR* | 30 | 24 | 96 | | | | | | | | | | | | | | | | | | | | | | | | |
| ITEM NAME | WIDTH | DEPTH | HEIGHT | | | | | | | | | | | | | | | | | | | | | | | | | | | | | | | | | | | | | | | | | | | | | | | | | | | | | | | | | | | | | | | | | | | | | | | | | | | | |
| PC248424 | 24 | 24 | 84 | | | | | | | | | | | | | | | | | | | | | | | | | | | | | | | | | | | | | | | | | | | | | | | | | | | | | | | | | | | | | | | | | | | | | | | | | | | | |
| PC249024 | 24 | 24 | 90 | | | | | | | | | | | | | | | | | | | | | | | | | | | | | | | | | | | | | | | | | | | | | | | | | | | | | | | | | | | | | | | | | | | | | | | | | | | | |
| PC249624 | 24 | 24 | 96 | | | | | | | | | | | | | | | | | | | | | | | | | | | | | | | | | | | | | | | | | | | | | | | | | | | | | | | | | | | | | | | | | | | | | | | | | | | | |
| PC248424NR* | 24 | 24 | 84 | | | | | | | | | | | | | | | | | | | | | | | | | | | | | | | | | | | | | | | | | | | | | | | | | | | | | | | | | | | | | | | | | | | | | | | | | | | | |
| PC249024NR* | 24 | 24 | 90 | | | | | | | | | | | | | | | | | | | | | | | | | | | | | | | | | | | | | | | | | | | | | | | | | | | | | | | | | | | | | | | | | | | | | | | | | | | | |
| PC249624NR* | 24 | 24 | 96 | | | | | | | | | | | | | | | | | | | | | | | | | | | | | | | | | | | | | | | | | | | | | | | | | | | | | | | | | | | | | | | | | | | | | | | | | | | | |
| PC308424 | 30 | 24 | 84 | | | | | | | | | | | | | | | | | | | | | | | | | | | | | | | | | | | | | | | | | | | | | | | | | | | | | | | | | | | | | | | | | | | | | | | | | | | | |
| PC309024 | 30 | 24 | 90 | | | | | | | | | | | | | | | | | | | | | | | | | | | | | | | | | | | | | | | | | | | | | | | | | | | | | | | | | | | | | | | | | | | | | | | | | | | | |
| PC309624 | 30 | 24 | 96 | | | | | | | | | | | | | | | | | | | | | | | | | | | | | | | | | | | | | | | | | | | | | | | | | | | | | | | | | | | | | | | | | | | | | | | | | | | | |
| PC308424NR* | 30 | 24 | 84 | | | | | | | | | | | | | | | | | | | | | | | | | | | | | | | | | | | | | | | | | | | | | | | | | | | | | | | | | | | | | | | | | | | | | | | | | | | | |
| PC309024NR* | 30 | 24 | 90 | | | | | | | | | | | | | | | | | | | | | | | | | | | | | | | | | | | | | | | | | | | | | | | | | | | | | | | | | | | | | | | | | | | | | | | | | | | | |
| PC309624NR* | 30 | 24 | 96 | | | | | | | | | | | | | | | | | | | | | | | | | | | | | | | | | | | | | | | | | | | | | | | | | | | | | | | | | | | | | | | | | | | | | | | | | | | | |


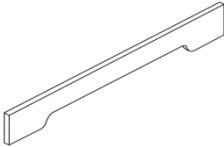

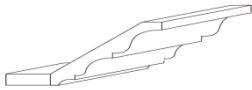
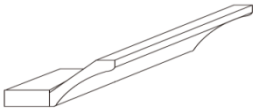
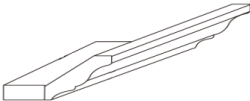




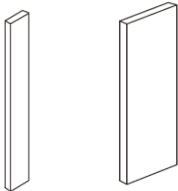


| OVEN PANTRY |  <p style="text-align: center;">SOC</p> |  <p style="text-align: center;">DOC</p> | <p>DOC: 2-UPPER DOORS 1-SM DRAWER 1-LG DRAWER</p> <p>SOC: 2-UPPER DOORS 2-LOWER DOORS</p> | <table border="1"> <thead> <tr> <th>ITEM NAME</th> <th>WIDTH</th> <th>DEPTH</th> <th>HEIGHT</th> </tr> </thead> <tbody> <tr> <td>DOC-2D338424</td> <td>24</td> <td>24</td> <td>84</td> </tr> <tr> <td>DOC-2D339024</td> <td>24</td> <td>24</td> <td>90</td> </tr> <tr> <td>DOC-2D339624</td> <td>24</td> <td>24</td> <td>96</td> </tr> <tr> <td>SOC338424*</td> <td>24</td> <td>24</td> <td>84</td> </tr> <tr> <td>SOC339024*</td> <td>24</td> <td>24</td> <td>90</td> </tr> <tr> <td>SOC339624*</td> <td>24</td> <td>24</td> <td>96</td> </tr> </tbody> </table> <p>*SOC: NO DRAWER</p> | ITEM NAME | WIDTH | DEPTH | HEIGHT | DOC-2D338424 | 24 | 24 | 84 | DOC-2D339024 | 24 | 24 | 90 | DOC-2D339624 | 24 | 24 | 96 | SOC338424* | 24 | 24 | 84 | SOC339024* | 24 | 24 | 90 | SOC339624* | 24 | 24 | 96 |
|---|---|---|---|--|-----------|-------|-------|--------|--------------|----|----|--------|--------------|----|----|--------|--------------|----|----|--------|------------|----|----|--------|------------|----|----|----|------------|----|----|----|
| | ITEM NAME | WIDTH | DEPTH | HEIGHT | | | | | | | | | | | | | | | | | | | | | | | | | | | | |
| DOC-2D338424 | 24 | 24 | 84 | | | | | | | | | | | | | | | | | | | | | | | | | | | | | |
| DOC-2D339024 | 24 | 24 | 90 | | | | | | | | | | | | | | | | | | | | | | | | | | | | | |
| DOC-2D339624 | 24 | 24 | 96 | | | | | | | | | | | | | | | | | | | | | | | | | | | | | |
| SOC338424* | 24 | 24 | 84 | | | | | | | | | | | | | | | | | | | | | | | | | | | | | |
| SOC339024* | 24 | 24 | 90 | | | | | | | | | | | | | | | | | | | | | | | | | | | | | |
| SOC339624* | 24 | 24 | 96 | | | | | | | | | | | | | | | | | | | | | | | | | | | | | |
| VANITY CABINETS | | | | | | | | | | | | | | | | | | | | | | | | | | | | | | | | |
| VANITY BASE CABINET |  | | <p>1-DRAWER 1-DOOR 1-ADJ. SHELF</p> | <table border="1"> <thead> <tr> <th>ITEM NAME</th> <th>WIDTH</th> <th>DEPTH</th> <th>HEIGHT</th> </tr> </thead> <tbody> <tr> <td>VB12</td> <td>12</td> <td>21</td> <td>34 1/2</td> </tr> <tr> <td>VB15</td> <td>15</td> <td>21</td> <td>34 1/2</td> </tr> </tbody> </table> | ITEM NAME | WIDTH | DEPTH | HEIGHT | VB12 | 12 | 21 | 34 1/2 | VB15 | 15 | 21 | 34 1/2 | | | | | | | | | | | | | | | | |
| | ITEM NAME | WIDTH | DEPTH | HEIGHT | | | | | | | | | | | | | | | | | | | | | | | | | | | | |
| VB12 | 12 | 21 | 34 1/2 | | | | | | | | | | | | | | | | | | | | | | | | | | | | | |
| VB15 | 15 | 21 | 34 1/2 | | | | | | | | | | | | | | | | | | | | | | | | | | | | | |
| VANITY SINK BASE |  | | <p>1-DUMMY DRAWER 2-DOOR NO SHELF</p> | <table border="1"> <thead> <tr> <th>ITEM NAME</th> <th>WIDTH</th> <th>DEPTH</th> <th>HEIGHT</th> </tr> </thead> <tbody> <tr> <td>VSB24</td> <td>24</td> <td>21</td> <td>34 1/2</td> </tr> <tr> <td>VSB30</td> <td>30</td> <td>21</td> <td>34 1/2</td> </tr> </tbody> </table> | ITEM NAME | WIDTH | DEPTH | HEIGHT | VSB24 | 24 | 21 | 34 1/2 | VSB30 | 30 | 21 | 34 1/2 | | | | | | | | | | | | | | | | |
| | ITEM NAME | WIDTH | DEPTH | HEIGHT | | | | | | | | | | | | | | | | | | | | | | | | | | | | |
| VSB24 | 24 | 21 | 34 1/2 | | | | | | | | | | | | | | | | | | | | | | | | | | | | | |
| VSB30 | 30 | 21 | 34 1/2 | | | | | | | | | | | | | | | | | | | | | | | | | | | | | |
| VANITY DRAWER BASE |  | | <p>3-DRAWER</p> | <table border="1"> <thead> <tr> <th>ITEM NAME</th> <th>WIDTH</th> <th>DEPTH</th> <th>HEIGHT</th> </tr> </thead> <tbody> <tr> <td>VBD12</td> <td>12</td> <td>21</td> <td>34 1/2</td> </tr> <tr> <td>VBD15</td> <td>15</td> <td>21</td> <td>34 1/2</td> </tr> <tr> <td>VBD18</td> <td>18</td> <td>21</td> <td>34 1/2</td> </tr> </tbody> </table> | ITEM NAME | WIDTH | DEPTH | HEIGHT | VBD12 | 12 | 21 | 34 1/2 | VBD15 | 15 | 21 | 34 1/2 | VBD18 | 18 | 21 | 34 1/2 | | | | | | | | | | | | |
| | ITEM NAME | WIDTH | DEPTH | HEIGHT | | | | | | | | | | | | | | | | | | | | | | | | | | | | |
| VBD12 | 12 | 21 | 34 1/2 | | | | | | | | | | | | | | | | | | | | | | | | | | | | | |
| VBD15 | 15 | 21 | 34 1/2 | | | | | | | | | | | | | | | | | | | | | | | | | | | | | |
| VBD18 | 18 | 21 | 34 1/2 | | | | | | | | | | | | | | | | | | | | | | | | | | | | | |
| VANITY SINK WITH DRAWER |  <p style="text-align: center;">VSDL</p> |  <p style="text-align: center;">VSDR</p> | <p>1-DUMMY DRAWER 2-DRAWERS 1-DOOR</p> | <table border="1"> <thead> <tr> <th>ITEM NAME</th> <th>WIDTH</th> <th>DEPTH</th> <th>HEIGHT</th> </tr> </thead> <tbody> <tr> <td>VSDL30</td> <td>30</td> <td>21</td> <td>34 1/2</td> </tr> <tr> <td>VSDR30</td> <td>30</td> <td>21</td> <td>34 1/2</td> </tr> <tr> <td>VSDL36</td> <td>36</td> <td>21</td> <td>34 1/2</td> </tr> <tr> <td>VSDR36</td> <td>36</td> <td>21</td> <td>34 1/2</td> </tr> </tbody> </table> | ITEM NAME | WIDTH | DEPTH | HEIGHT | VSDL30 | 30 | 21 | 34 1/2 | VSDR30 | 30 | 21 | 34 1/2 | VSDL36 | 36 | 21 | 34 1/2 | VSDR36 | 36 | 21 | 34 1/2 | | | | | | | | |
| | ITEM NAME | WIDTH | DEPTH | HEIGHT | | | | | | | | | | | | | | | | | | | | | | | | | | | | |
| VSDL30 | 30 | 21 | 34 1/2 | | | | | | | | | | | | | | | | | | | | | | | | | | | | | |
| VSDR30 | 30 | 21 | 34 1/2 | | | | | | | | | | | | | | | | | | | | | | | | | | | | | |
| VSDL36 | 36 | 21 | 34 1/2 | | | | | | | | | | | | | | | | | | | | | | | | | | | | | |
| VSDR36 | 36 | 21 | 34 1/2 | | | | | | | | | | | | | | | | | | | | | | | | | | | | | |
| COUNTER TOP PANTRY |  | | <p>1-DOOR 2-DRAWERS 2-ADJ. SHELF</p> | <table border="1"> <thead> <tr> <th>ITEM NAME</th> <th>WIDTH</th> <th>DEPTH</th> <th>HEIGHT</th> </tr> </thead> <tbody> <tr> <td>DV124512</td> <td>12</td> <td>12</td> <td>45</td> </tr> </tbody> </table> | ITEM NAME | WIDTH | DEPTH | HEIGHT | DV124512 | 12 | 12 | 45 | | | | | | | | | | | | | | | | | | | | |
| | ITEM NAME | WIDTH | DEPTH | HEIGHT | | | | | | | | | | | | | | | | | | | | | | | | | | | | |
| DV124512 | 12 | 12 | 45 | | | | | | | | | | | | | | | | | | | | | | | | | | | | | |
| <p>*For illustration purposes only. Actual shelving, sizes features may vary.</p> | | | | | | | | | | | | | | | | | | | | | | | | | | | | | | | | |

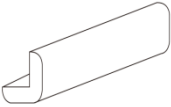



| MISCELLANEOUS | | | | | | | | | | | | | | | | | | | | | | | | | | | | | | | | | | | | | | | |
|--------------------|----|--------------------------------|---|-----------|--------|-------|--------|------------|------|------|-------|------------|----|------|----|---------|----|------|----|-------|----|----|---|-------|----|----|---|-------|----|----|---|-------|----|----|---|-------|----|----|---|
| ROLL OUT TRAY | | | <table border="1"> <thead> <tr> <th>ITEM NAME</th> <th>WIDTH</th> <th>DEPTH</th> <th>HEIGHT</th> </tr> </thead> <tbody> <tr> <td>ROT15</td> <td>15</td> <td>21</td> <td>3</td> </tr> <tr> <td>ROT18</td> <td>18</td> <td>21</td> <td>3</td> </tr> <tr> <td>ROT21</td> <td>21</td> <td>21</td> <td>3</td> </tr> <tr> <td>ROT24</td> <td>24</td> <td>21</td> <td>3</td> </tr> <tr> <td>ROT27</td> <td>27</td> <td>21</td> <td>3</td> </tr> <tr> <td>ROT30</td> <td>30</td> <td>21</td> <td>3</td> </tr> <tr> <td>ROT33</td> <td>33</td> <td>21</td> <td>3</td> </tr> <tr> <td>ROT36</td> <td>36</td> <td>21</td> <td>3</td> </tr> </tbody> </table> | ITEM NAME | WIDTH | DEPTH | HEIGHT | ROT15 | 15 | 21 | 3 | ROT18 | 18 | 21 | 3 | ROT21 | 21 | 21 | 3 | ROT24 | 24 | 21 | 3 | ROT27 | 27 | 21 | 3 | ROT30 | 30 | 21 | 3 | ROT33 | 33 | 21 | 3 | ROT36 | 36 | 21 | 3 |
| | | ITEM NAME | WIDTH | DEPTH | HEIGHT | | | | | | | | | | | | | | | | | | | | | | | | | | | | | | | | | | |
| | | ROT15 | 15 | 21 | 3 | | | | | | | | | | | | | | | | | | | | | | | | | | | | | | | | | | |
| | | ROT18 | 18 | 21 | 3 | | | | | | | | | | | | | | | | | | | | | | | | | | | | | | | | | | |
| | | ROT21 | 21 | 21 | 3 | | | | | | | | | | | | | | | | | | | | | | | | | | | | | | | | | | |
| | | ROT24 | 24 | 21 | 3 | | | | | | | | | | | | | | | | | | | | | | | | | | | | | | | | | | |
| | | ROT27 | 27 | 21 | 3 | | | | | | | | | | | | | | | | | | | | | | | | | | | | | | | | | | |
| | | ROT30 | 30 | 21 | 3 | | | | | | | | | | | | | | | | | | | | | | | | | | | | | | | | | | |
| ROT33 | 33 | 21 | 3 | | | | | | | | | | | | | | | | | | | | | | | | | | | | | | | | | | | | |
| ROT36 | 36 | 21 | 3 | | | | | | | | | | | | | | | | | | | | | | | | | | | | | | | | | | | | |
| KNEE DRAWER | | 1-DRAWER | <table border="1"> <thead> <tr> <th>ITEM NAME</th> <th>WIDTH</th> <th>DEPTH</th> <th>HEIGHT</th> </tr> </thead> <tbody> <tr> <td>KDD24(VDK)</td> <td>24</td> <td>24</td> <td>4</td> </tr> <tr> <td>KDD30(VDK)</td> <td>30</td> <td>34</td> <td>4</td> </tr> </tbody> </table> | ITEM NAME | WIDTH | DEPTH | HEIGHT | KDD24(VDK) | 24 | 24 | 4 | KDD30(VDK) | 30 | 34 | 4 | | | | | | | | | | | | | | | | | | | | | | | | |
| | | ITEM NAME | WIDTH | DEPTH | HEIGHT | | | | | | | | | | | | | | | | | | | | | | | | | | | | | | | | | | |
| KDD24(VDK) | 24 | 24 | 4 | | | | | | | | | | | | | | | | | | | | | | | | | | | | | | | | | | | | |
| KDD30(VDK) | 30 | 34 | 4 | | | | | | | | | | | | | | | | | | | | | | | | | | | | | | | | | | | | |
| WINE RACK | | | <table border="1"> <thead> <tr> <th>ITEM NAME</th> <th>WIDTH</th> <th>DEPTH</th> <th>HEIGHT</th> </tr> </thead> <tbody> <tr> <td>WRC3015</td> <td>30</td> <td>12</td> <td>15</td> </tr> <tr> <td>WRC3018</td> <td>30</td> <td>12</td> <td>18</td> </tr> </tbody> </table> | ITEM NAME | WIDTH | DEPTH | HEIGHT | WRC3015 | 30 | 12 | 15 | WRC3018 | 30 | 12 | 18 | | | | | | | | | | | | | | | | | | | | | | | | |
| | | ITEM NAME | WIDTH | DEPTH | HEIGHT | | | | | | | | | | | | | | | | | | | | | | | | | | | | | | | | | | |
| WRC3015 | 30 | 12 | 15 | | | | | | | | | | | | | | | | | | | | | | | | | | | | | | | | | | | | |
| WRC3018 | 30 | 12 | 18 | | | | | | | | | | | | | | | | | | | | | | | | | | | | | | | | | | | | |
| GLASS RACK | | | <table border="1"> <thead> <tr> <th>ITEM NAME</th> <th>WIDTH</th> <th>DEPTH</th> <th>HEIGHT</th> </tr> </thead> <tbody> <tr> <td>SGH3012</td> <td>30</td> <td>12</td> <td>1 3/4</td> </tr> </tbody> </table> | ITEM NAME | WIDTH | DEPTH | HEIGHT | SGH3012 | 30 | 12 | 1 3/4 | | | | | | | | | | | | | | | | | | | | | | | | | | | | |
| | | ITEM NAME | WIDTH | DEPTH | HEIGHT | | | | | | | | | | | | | | | | | | | | | | | | | | | | | | | | | | |
| SGH3012 | 30 | 12 | 1 3/4 | | | | | | | | | | | | | | | | | | | | | | | | | | | | | | | | | | | | |
| HOOD | | | <table border="1"> <thead> <tr> <th>ITEM NAME</th> <th>WIDTH</th> <th>DEPTH</th> <th>HEIGHT</th> </tr> </thead> <tbody> <tr> <td>RHE-30</td> <td>30</td> <td>9</td> <td>24</td> </tr> <tr> <td>RHE-36</td> <td>36</td> <td>9</td> <td>24</td> </tr> </tbody> </table> | ITEM NAME | WIDTH | DEPTH | HEIGHT | RHE-30 | 30 | 9 | 24 | RHE-36 | 36 | 9 | 24 | | | | | | | | | | | | | | | | | | | | | | | | |
| | | ITEM NAME | WIDTH | DEPTH | HEIGHT | | | | | | | | | | | | | | | | | | | | | | | | | | | | | | | | | | |
| RHE-30 | 30 | 9 | 24 | | | | | | | | | | | | | | | | | | | | | | | | | | | | | | | | | | | | |
| RHE-36 | 36 | 9 | 24 | | | | | | | | | | | | | | | | | | | | | | | | | | | | | | | | | | | | |
| TRIMS | | | | | | | | | | | | | | | | | | | | | | | | | | | | | | | | | | | | | | | |
| DUMMY DOOR-WALL | | | <table border="1"> <thead> <tr> <th>ITEM NAME</th> <th>WIDTH</th> <th>DEPTH</th> <th>HEIGHT</th> </tr> </thead> <tbody> <tr> <td>W1230F</td> <td>12</td> <td>3/4</td> <td>30</td> </tr> <tr> <td>W1236F</td> <td>12</td> <td>3/4</td> <td>36</td> </tr> <tr> <td>W1242F</td> <td>12</td> <td>3/4</td> <td>42</td> </tr> </tbody> </table> | ITEM NAME | WIDTH | DEPTH | HEIGHT | W1230F | 12 | 3/4 | 30 | W1236F | 12 | 3/4 | 36 | W1242F | 12 | 3/4 | 42 | | | | | | | | | | | | | | | | | | | | |
| | | ITEM NAME | WIDTH | DEPTH | HEIGHT | | | | | | | | | | | | | | | | | | | | | | | | | | | | | | | | | | |
| | | W1230F | 12 | 3/4 | 30 | | | | | | | | | | | | | | | | | | | | | | | | | | | | | | | | | | |
| W1236F | 12 | 3/4 | 36 | | | | | | | | | | | | | | | | | | | | | | | | | | | | | | | | | | | | |
| W1242F | 12 | 3/4 | 42 | | | | | | | | | | | | | | | | | | | | | | | | | | | | | | | | | | | | |
| DUMMY DOOR-BASE | | | <table border="1"> <thead> <tr> <th>ITEM NAME</th> <th>WIDTH</th> <th>DEPTH</th> <th>HEIGHT</th> </tr> </thead> <tbody> <tr> <td>BDD24</td> <td>24</td> <td>3/4</td> <td>30</td> </tr> </tbody> </table> | ITEM NAME | WIDTH | DEPTH | HEIGHT | BDD24 | 24 | 3/4 | 30 | | | | | | | | | | | | | | | | | | | | | | | | | | | | |
| | | ITEM NAME | WIDTH | DEPTH | HEIGHT | | | | | | | | | | | | | | | | | | | | | | | | | | | | | | | | | | |
| BDD24 | 24 | 3/4 | 30 | | | | | | | | | | | | | | | | | | | | | | | | | | | | | | | | | | | | |
| 3/4" PANEL | | 3/4" PANEL WITH FINISHED EDGES | <table border="1"> <thead> <tr> <th>ITEM NAME</th> <th>WIDTH</th> <th>DEPTH</th> <th>HEIGHT</th> </tr> </thead> <tbody> <tr> <td>PNL2496</td> <td>24</td> <td>3/4</td> <td>96</td> </tr> <tr> <td>PNL4896</td> <td>48</td> <td>3/4</td> <td>96</td> </tr> </tbody> </table> | ITEM NAME | WIDTH | DEPTH | HEIGHT | PNL2496 | 24 | 3/4 | 96 | PNL4896 | 48 | 3/4 | 96 | | | | | | | | | | | | | | | | | | | | | | | | |
| | | ITEM NAME | WIDTH | DEPTH | HEIGHT | | | | | | | | | | | | | | | | | | | | | | | | | | | | | | | | | | |
| PNL2496 | 24 | 3/4 | 96 | | | | | | | | | | | | | | | | | | | | | | | | | | | | | | | | | | | | |
| PNL4896 | 48 | 3/4 | 96 | | | | | | | | | | | | | | | | | | | | | | | | | | | | | | | | | | | | |
| REFRIGERATOR PANEL | | REFRIGERATOR WITH A 3" FILLER | <table border="1"> <thead> <tr> <th>ITEM NAME</th> <th>WIDTH</th> <th>DEPTH</th> <th>HEIGHT</th> </tr> </thead> <tbody> <tr> <td>RRP8424</td> <td>24</td> <td>1/2</td> <td>84</td> </tr> <tr> <td>RRP9024</td> <td>24</td> <td>1/2</td> <td>90</td> </tr> <tr> <td>RRP9624</td> <td>24</td> <td>1/2</td> <td>96</td> </tr> </tbody> </table> | ITEM NAME | WIDTH | DEPTH | HEIGHT | RRP8424 | 24 | 1/2 | 84 | RRP9024 | 24 | 1/2 | 90 | RRP9624 | 24 | 1/2 | 96 | | | | | | | | | | | | | | | | | | | | |
| | | ITEM NAME | WIDTH | DEPTH | HEIGHT | | | | | | | | | | | | | | | | | | | | | | | | | | | | | | | | | | |
| | | RRP8424 | 24 | 1/2 | 84 | | | | | | | | | | | | | | | | | | | | | | | | | | | | | | | | | | |
| RRP9024 | 24 | 1/2 | 90 | | | | | | | | | | | | | | | | | | | | | | | | | | | | | | | | | | | | |
| RRP9624 | 24 | 1/2 | 96 | | | | | | | | | | | | | | | | | | | | | | | | | | | | | | | | | | | | |
| BASE PANEL | | ISLAND BACK PANEL | <table border="1"> <thead> <tr> <th>ITEM NAME</th> <th>WIDTH</th> <th>DEPTH</th> <th>HEIGHT</th> </tr> </thead> <tbody> <tr> <td>BP34½96</td> <td>34 ½</td> <td>3/16</td> <td>96</td> </tr> <tr> <td>BP3696</td> <td>36</td> <td>3/16</td> <td>96</td> </tr> <tr> <td>BP4896</td> <td>48</td> <td>3/16</td> <td>96</td> </tr> </tbody> </table> | ITEM NAME | WIDTH | DEPTH | HEIGHT | BP34½96 | 34 ½ | 3/16 | 96 | BP3696 | 36 | 3/16 | 96 | BP4896 | 48 | 3/16 | 96 | | | | | | | | | | | | | | | | | | | | |
| | | ITEM NAME | WIDTH | DEPTH | HEIGHT | | | | | | | | | | | | | | | | | | | | | | | | | | | | | | | | | | |
| | | BP34½96 | 34 ½ | 3/16 | 96 | | | | | | | | | | | | | | | | | | | | | | | | | | | | | | | | | | |
| BP3696 | 36 | 3/16 | 96 | | | | | | | | | | | | | | | | | | | | | | | | | | | | | | | | | | | | |
| BP4896 | 48 | 3/16 | 96 | | | | | | | | | | | | | | | | | | | | | | | | | | | | | | | | | | | | |



| DW PANEL |  | DISHWASHER PANEL WITH A 3" FILLER | <table border="1"> <thead> <tr> <th>ITEM NAME</th> <th>WIDTH</th> <th>DEPTH</th> <th>HEIGHT</th> </tr> </thead> <tbody> <tr> <td>DWR3</td> <td>24</td> <td>1/2</td> <td>34 1/2</td> </tr> </tbody> </table> | ITEM NAME | WIDTH | DEPTH | HEIGHT | DWR3 | 24 | 1/2 | 34 1/2 | | | | | | | | | | | | | | | | | | | | |
|--------------------------------|---|---|--|-----------|-------|-------|--------|-----------|-----|------|--------|-----------|-----|-----|-------|-------|----|-----|-------|-------|----|-----|-------|-------|----|-----|-------|--------|-----|-----|----|
| ITEM NAME | WIDTH | DEPTH | HEIGHT | | | | | | | | | | | | | | | | | | | | | | | | | | | | |
| DWR3 | 24 | 1/2 | 34 1/2 | | | | | | | | | | | | | | | | | | | | | | | | | | | | |
| FLAT ARCH VALANCE |  | | <table border="1"> <thead> <tr> <th>ITEM NAME</th> <th>WIDTH</th> <th>DEPTH</th> <th>HEIGHT</th> </tr> </thead> <tbody> <tr> <td>V30B</td> <td>30</td> <td>3/4</td> <td>4 1/2</td> </tr> <tr> <td>V36B</td> <td>36</td> <td>3/4</td> <td>4 1/2</td> </tr> <tr> <td>V42B</td> <td>42</td> <td>3/4</td> <td>4 1/2</td> </tr> <tr> <td>V48B</td> <td>48</td> <td>3/4</td> <td>4 1/2</td> </tr> <tr> <td>V60B</td> <td>60</td> <td>3/4</td> <td>4 1/2</td> </tr> </tbody> </table> | ITEM NAME | WIDTH | DEPTH | HEIGHT | V30B | 30 | 3/4 | 4 1/2 | V36B | 36 | 3/4 | 4 1/2 | V42B | 42 | 3/4 | 4 1/2 | V48B | 48 | 3/4 | 4 1/2 | V60B | 60 | 3/4 | 4 1/2 | | | | |
| ITEM NAME | WIDTH | DEPTH | HEIGHT | | | | | | | | | | | | | | | | | | | | | | | | | | | | |
| V30B | 30 | 3/4 | 4 1/2 | | | | | | | | | | | | | | | | | | | | | | | | | | | | |
| V36B | 36 | 3/4 | 4 1/2 | | | | | | | | | | | | | | | | | | | | | | | | | | | | |
| V42B | 42 | 3/4 | 4 1/2 | | | | | | | | | | | | | | | | | | | | | | | | | | | | |
| V48B | 48 | 3/4 | 4 1/2 | | | | | | | | | | | | | | | | | | | | | | | | | | | | |
| V60B | 60 | 3/4 | 4 1/2 | | | | | | | | | | | | | | | | | | | | | | | | | | | | |
| TRADITIONAL CROWN |  | | <table border="1"> <thead> <tr> <th>ITEM NAME</th> <th>WIDTH</th> <th>DEPTH</th> <th>HEIGHT</th> </tr> </thead> <tbody> <tr> <td>CCM8-1</td> <td>120</td> <td>7/8</td> <td>4</td> </tr> <tr> <td>CCM8-2</td> <td>120</td> <td>7/8</td> <td>4</td> </tr> </tbody> </table> | ITEM NAME | WIDTH | DEPTH | HEIGHT | CCM8-1 | 120 | 7/8 | 4 | CCM8-2 | 120 | 7/8 | 4 | | | | | | | | | | | | | | | | |
| ITEM NAME | WIDTH | DEPTH | HEIGHT | | | | | | | | | | | | | | | | | | | | | | | | | | | | |
| CCM8-1 | 120 | 7/8 | 4 | | | | | | | | | | | | | | | | | | | | | | | | | | | | |
| CCM8-2 | 120 | 7/8 | 4 | | | | | | | | | | | | | | | | | | | | | | | | | | | | |
| TRADITIONAL CROWN |  | | <table border="1"> <thead> <tr> <th>ITEM NAME</th> <th>WIDTH</th> <th>DEPTH</th> <th>HEIGHT</th> </tr> </thead> <tbody> <tr> <td>ACCM10</td> <td>1</td> <td></td> <td></td> </tr> </tbody> </table> | ITEM NAME | WIDTH | DEPTH | HEIGHT | ACCM10 | 1 | | | | | | | | | | | | | | | | | | | | | | |
| ITEM NAME | WIDTH | DEPTH | HEIGHT | | | | | | | | | | | | | | | | | | | | | | | | | | | | |
| ACCM10 | 1 | | | | | | | | | | | | | | | | | | | | | | | | | | | | | | |
| COVE CROWN |  | | <table border="1"> <thead> <tr> <th>ITEM NAME</th> <th>WIDTH</th> <th>DEPTH</th> <th>HEIGHT</th> </tr> </thead> <tbody> <tr> <td>AST3 1/4</td> <td>120</td> <td></td> <td></td> </tr> <tr> <td>AST5 1/4</td> <td>120</td> <td></td> <td></td> </tr> </tbody> </table> | ITEM NAME | WIDTH | DEPTH | HEIGHT | AST3 1/4 | 120 | | | AST5 1/4 | 120 | | | | | | | | | | | | | | | | | | |
| ITEM NAME | WIDTH | DEPTH | HEIGHT | | | | | | | | | | | | | | | | | | | | | | | | | | | | |
| AST3 1/4 | 120 | | | | | | | | | | | | | | | | | | | | | | | | | | | | | | |
| AST5 1/4 | 120 | | | | | | | | | | | | | | | | | | | | | | | | | | | | | | |
| TRADITIONAL L CROWN |  | | <table border="1"> <thead> <tr> <th>ITEM NAME</th> <th>WIDTH</th> <th>DEPTH</th> <th>HEIGHT</th> </tr> </thead> <tbody> <tr> <td>ACMB3 1/4</td> <td>120</td> <td></td> <td></td> </tr> <tr> <td>ACMB5 1/4</td> <td>120</td> <td></td> <td></td> </tr> </tbody> </table> | ITEM NAME | WIDTH | DEPTH | HEIGHT | ACMB3 1/4 | 120 | | | ACMB5 1/4 | 120 | | | | | | | | | | | | | | | | | | |
| ITEM NAME | WIDTH | DEPTH | HEIGHT | | | | | | | | | | | | | | | | | | | | | | | | | | | | |
| ACMB3 1/4 | 120 | | | | | | | | | | | | | | | | | | | | | | | | | | | | | | |
| ACMB5 1/4 | 120 | | | | | | | | | | | | | | | | | | | | | | | | | | | | | | |
| SCRIBE |  | | <table border="1"> <thead> <tr> <th>ITEM NAME</th> <th>WIDTH</th> <th>DEPTH</th> <th>HEIGHT</th> </tr> </thead> <tbody> <tr> <td>SM8</td> <td>96</td> <td>3/16</td> <td>3/4</td> </tr> </tbody> </table> | ITEM NAME | WIDTH | DEPTH | HEIGHT | SM8 | 96 | 3/16 | 3/4 | | | | | | | | | | | | | | | | | | | | |
| ITEM NAME | WIDTH | DEPTH | HEIGHT | | | | | | | | | | | | | | | | | | | | | | | | | | | | |
| SM8 | 96 | 3/16 | 3/4 | | | | | | | | | | | | | | | | | | | | | | | | | | | | |
| BASE MOLDING |  | | <table border="1"> <thead> <tr> <th>ITEM NAME</th> <th>WIDTH</th> <th>DEPTH</th> <th>HEIGHT</th> </tr> </thead> <tbody> <tr> <td>BM8</td> <td>96</td> <td>3/4</td> <td>4 1/2</td> </tr> </tbody> </table> | ITEM NAME | WIDTH | DEPTH | HEIGHT | BM8 | 96 | 3/4 | 4 1/2 | | | | | | | | | | | | | | | | | | | | |
| ITEM NAME | WIDTH | DEPTH | HEIGHT | | | | | | | | | | | | | | | | | | | | | | | | | | | | |
| BM8 | 96 | 3/4 | 4 1/2 | | | | | | | | | | | | | | | | | | | | | | | | | | | | |
| TOE KICK |  | | <table border="1"> <thead> <tr> <th>ITEM NAME</th> <th>WIDTH</th> <th>DEPTH</th> <th>HEIGHT</th> </tr> </thead> <tbody> <tr> <td>TK8</td> <td>96</td> <td>3/16</td> <td>4 1/2</td> </tr> </tbody> </table> | ITEM NAME | WIDTH | DEPTH | HEIGHT | TK8 | 96 | 3/16 | 4 1/2 | | | | | | | | | | | | | | | | | | | | |
| ITEM NAME | WIDTH | DEPTH | HEIGHT | | | | | | | | | | | | | | | | | | | | | | | | | | | | |
| TK8 | 96 | 3/16 | 4 1/2 | | | | | | | | | | | | | | | | | | | | | | | | | | | | |
| BASE FILLER |  | | <table border="1"> <thead> <tr> <th>ITEM NAME</th> <th>WIDTH</th> <th>DEPTH</th> <th>HEIGHT</th> </tr> </thead> <tbody> <tr> <td>BF3</td> <td>3</td> <td>3/4</td> <td>30</td> </tr> <tr> <td>BF6</td> <td>6</td> <td>3/4</td> <td>30</td> </tr> </tbody> </table> | ITEM NAME | WIDTH | DEPTH | HEIGHT | BF3 | 3 | 3/4 | 30 | BF6 | 6 | 3/4 | 30 | | | | | | | | | | | | | | | | |
| ITEM NAME | WIDTH | DEPTH | HEIGHT | | | | | | | | | | | | | | | | | | | | | | | | | | | | |
| BF3 | 3 | 3/4 | 30 | | | | | | | | | | | | | | | | | | | | | | | | | | | | |
| BF6 | 6 | 3/4 | 30 | | | | | | | | | | | | | | | | | | | | | | | | | | | | |
| WALL FILLERS |  | | <table border="1"> <thead> <tr> <th>ITEM NAME</th> <th>WIDTH</th> <th>DEPTH</th> <th>HEIGHT</th> </tr> </thead> <tbody> <tr> <td>WF330</td> <td>3</td> <td>3/4</td> <td>30</td> </tr> <tr> <td>WF336</td> <td>3</td> <td>3/4</td> <td>36</td> </tr> <tr> <td>WF342</td> <td>3</td> <td>3/4</td> <td>42</td> </tr> <tr> <td>WF396</td> <td>3</td> <td>3/4</td> <td>96</td> </tr> <tr> <td>WF696</td> <td>6</td> <td>3/4</td> <td>96</td> </tr> <tr> <td>WF1½96</td> <td>1 ½</td> <td>3/4</td> <td>96</td> </tr> </tbody> </table> | ITEM NAME | WIDTH | DEPTH | HEIGHT | WF330 | 3 | 3/4 | 30 | WF336 | 3 | 3/4 | 36 | WF342 | 3 | 3/4 | 42 | WF396 | 3 | 3/4 | 96 | WF696 | 6 | 3/4 | 96 | WF1½96 | 1 ½ | 3/4 | 96 |
| ITEM NAME | WIDTH | DEPTH | HEIGHT | | | | | | | | | | | | | | | | | | | | | | | | | | | | |
| WF330 | 3 | 3/4 | 30 | | | | | | | | | | | | | | | | | | | | | | | | | | | | |
| WF336 | 3 | 3/4 | 36 | | | | | | | | | | | | | | | | | | | | | | | | | | | | |
| WF342 | 3 | 3/4 | 42 | | | | | | | | | | | | | | | | | | | | | | | | | | | | |
| WF396 | 3 | 3/4 | 96 | | | | | | | | | | | | | | | | | | | | | | | | | | | | |
| WF696 | 6 | 3/4 | 96 | | | | | | | | | | | | | | | | | | | | | | | | | | | | |
| WF1½96 | 1 ½ | 3/4 | 96 | | | | | | | | | | | | | | | | | | | | | | | | | | | | |



| OUTSIDE CORNER |  | | <table border="1"><thead><tr><th>ITEM NAME</th><th>WIDTH</th><th>DEPTH</th><th>HEIGHT</th></tr></thead><tbody><tr><td>OCM8</td><td>96</td><td>3/4</td><td>3/4</td></tr></tbody></table> | ITEM NAME | WIDTH | DEPTH | HEIGHT | OCM8 | 96 | 3/4 | 3/4 |
|---------------------------|---|-------|---|-----------|-------|-------|--------|------|----|-----|-----|
| ITEM NAME | WIDTH | DEPTH | HEIGHT | | | | | | | | |
| OCM8 | 96 | 3/4 | 3/4 | | | | | | | | |
| QUARTER ROUND |  | | <table border="1"><thead><tr><th>ITEM NAME</th><th>WIDTH</th><th>DEPTH</th><th>HEIGHT</th></tr></thead><tbody><tr><td>QR8</td><td>96</td><td>3/4</td><td>3/4</td></tr></tbody></table> | ITEM NAME | WIDTH | DEPTH | HEIGHT | QR8 | 96 | 3/4 | 3/4 |
| ITEM NAME | WIDTH | DEPTH | HEIGHT | | | | | | | | |
| QR8 | 96 | 3/4 | 3/4 | | | | | | | | |
| | *For illustration purposes only. Actual shelving, sizes features may vary. | | | | | | | | | | |



Our long-term customer relationship is very important to us. To insure confidence in our product(s), UNIONE Cabinetry LLC offer a five (5) years limited warranty that covers any manufacture defects. We will replace or repair any manufacturer defects within a specified period. All defects items must return to the distributor for evaluation. UNIONE Cabinetry does not cover any related cost. Items damaged by customer will not be cover. Non-transferable.